

When Agile Goes Remote: Building Engaging, Distributed Scrum Ceremonies

Agile was born in a world of co-located teams. Today, **distributed teams are the norm**. Remote Agile isn't just possible—it can thrive through intentional ceremony design.

 by Kimberly Wiethoff





The Remote Agile Challenge



Spanning Time Zones

Teams work across multiple continents and time zones.



Virtual Connection

Face-to-face interactions are replaced by video calls.



Missing Physical Tools

No shared whiteboards or physical sticky notes.



Maintaining Engagement

Keeping ceremonies collaborative and high-impact is harder.

Remote Standups That Actually Stand Out

Lightweight Tools

Use Parabol, Range, or Standuply to guide structure and keep focus.

These tools can collect updates asynchronously before the meeting.

Rotate Facilitators

Change who leads the standup each sprint or week.

This keeps energy high and makes everyone feel included.

Sentiment Checks

Add quick 1-word check-ins, emojis, or traffic lights.

These surface blockers that might not appear in the backlog.

Remote Planning That Feels Collaborative

Use Shared Visual Boards

Utilize Miro, MURAL, or EasyRetro for real-time story mapping.

These replace physical whiteboards and enable collaborative planning.

Break Into Small Groups

Use breakout rooms for estimation and detailed task planning.

This creates space for deeper discussions in smaller settings.

Screen-Share With Clear Roles

Display the backlog while Scrum Master, PO, and Dev Leads facilitate.

Record sessions for team members in different time zones.



collabspace

Unlock your team's potential

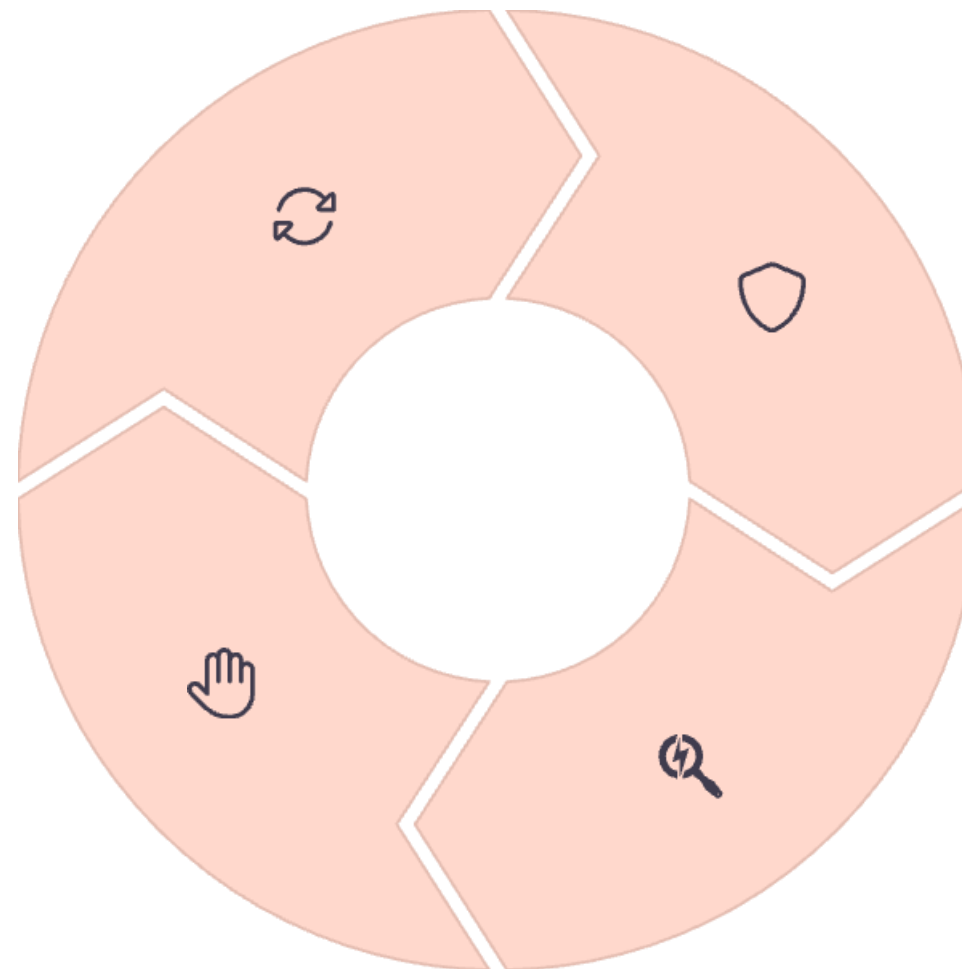
Retros That Go Beyond "What Went Well"

Rotate Formats

Try Start/Stop/Continue, Lean Coffee, or Sailboat to keep retros fresh.

Build Safety

Psychological safety is the foundation of remote Agile culture.



Anonymous Feedback

Use TeamRetro or FunRetro to surface difficult truths safely.

Deep Dive Discussions

Allocate time to discuss issues deeply, not just surface voting.

Make Sprint Reviews Showcases—Not Just Demos



Invite Stakeholders

Include business stakeholders and customers via Zoom or Teams.



Capture Feedback

Use shared docs or polls like Google Forms or Slido.



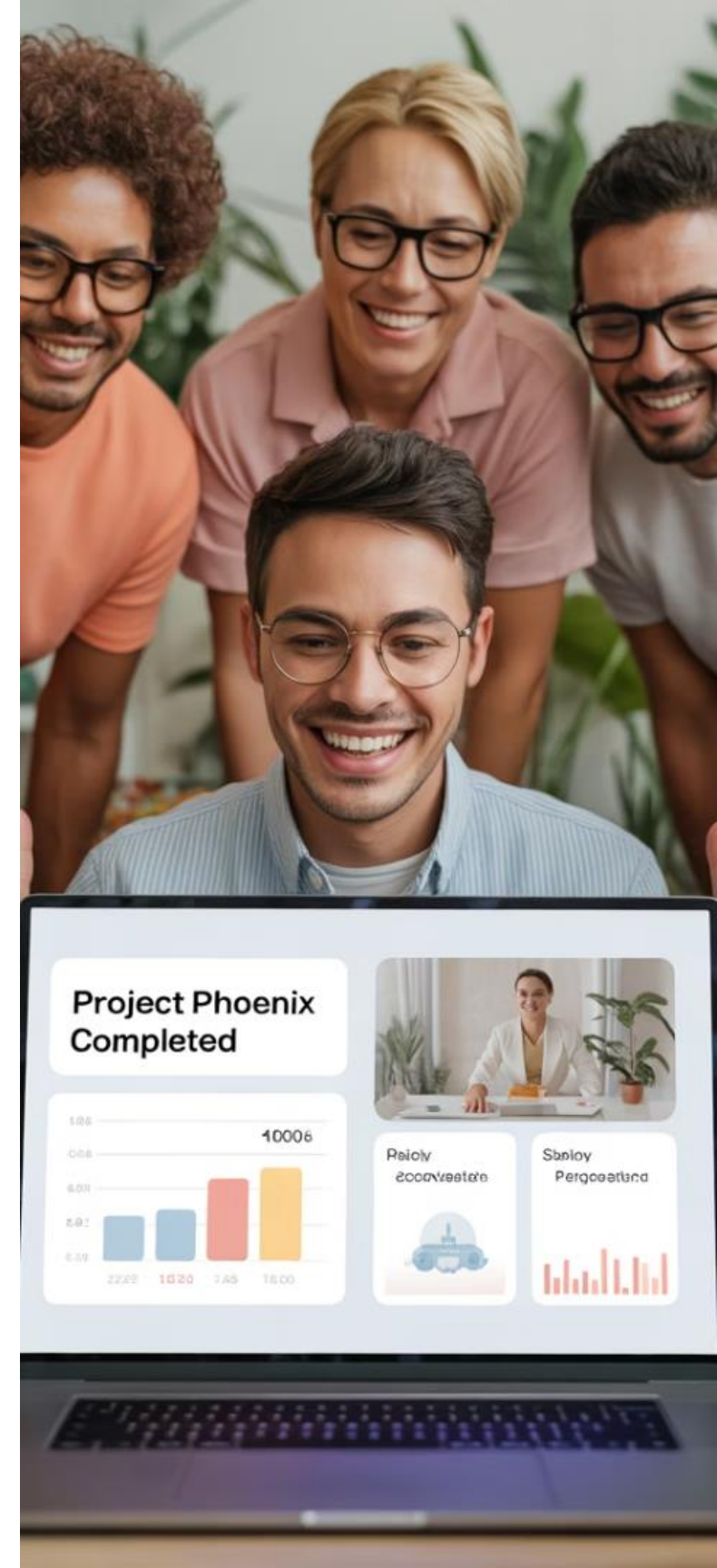
Narrated Walkthroughs

Use short, compelling demos tied back to user stories.



Celebrate Wins

Visually celebrate progress to reinforce momentum.



Building Team Culture Remotely

Weekly Coffee Chats

Start the week with informal team gatherings. Share memes, weekend stories, or just chat.

These unstructured moments build relationships beyond work tasks.

Shared Team Dashboard

Create a virtual space for goals, fun facts, birthdays, and kudos.

This becomes your team's "water cooler" for asynchronous connection.

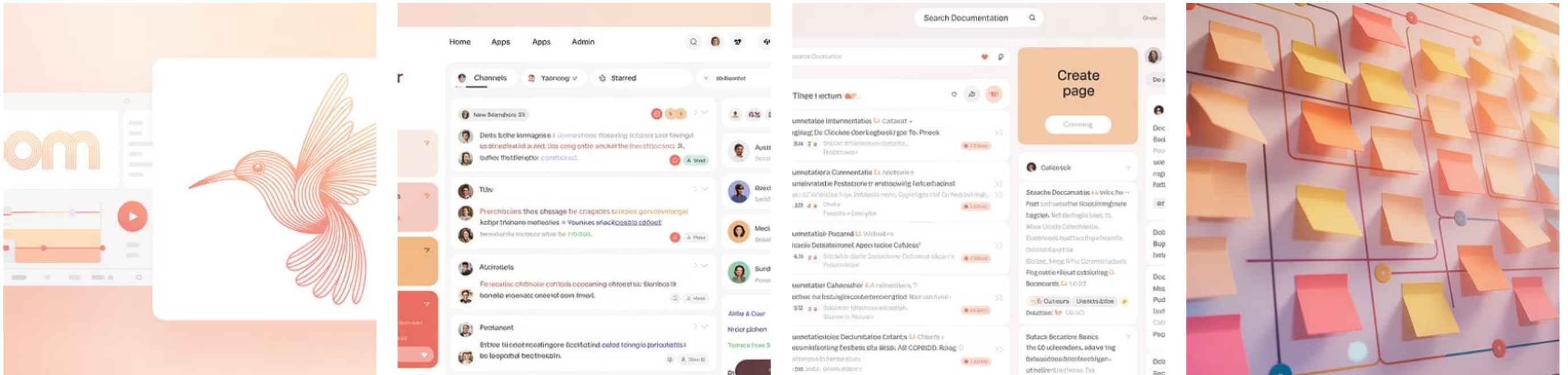
Recognition Rituals

End sprints with peer recognition. Celebrate both work and personal achievements.

This reinforces team bonds across physical distance.



Asynchronous Communication Tools



Use asynchronous tools like Loom for video updates, Slack threads for discussions, and Confluence for documentation. These support communication outside meetings and across time zones.

Addressing Time Zone Challenges



Core Hours

Establish 2-4 overlap hours for all team members.



Rotating Meeting Times

Share the inconvenience of odd-hour meetings across the team.



Record Key Sessions

Make recordings available for those who can't attend live.

Time zones remain one of remote Agile's biggest challenges. Balance synchronous and asynchronous work to create an inclusive environment for all team members regardless of location.



Remote Facilitation Techniques



Check For Understanding

Use quick polls or reactions to gauge comprehension.

Watch for non-verbal cues that signal confusion.



Create Participation Protocols

Establish clear ways to contribute (hand raising, chat).

Ensure everyone speaks at least once per ceremony.



Manage Time Intentionally

Use timers visible to all participants.

Start and end on schedule to build trust.

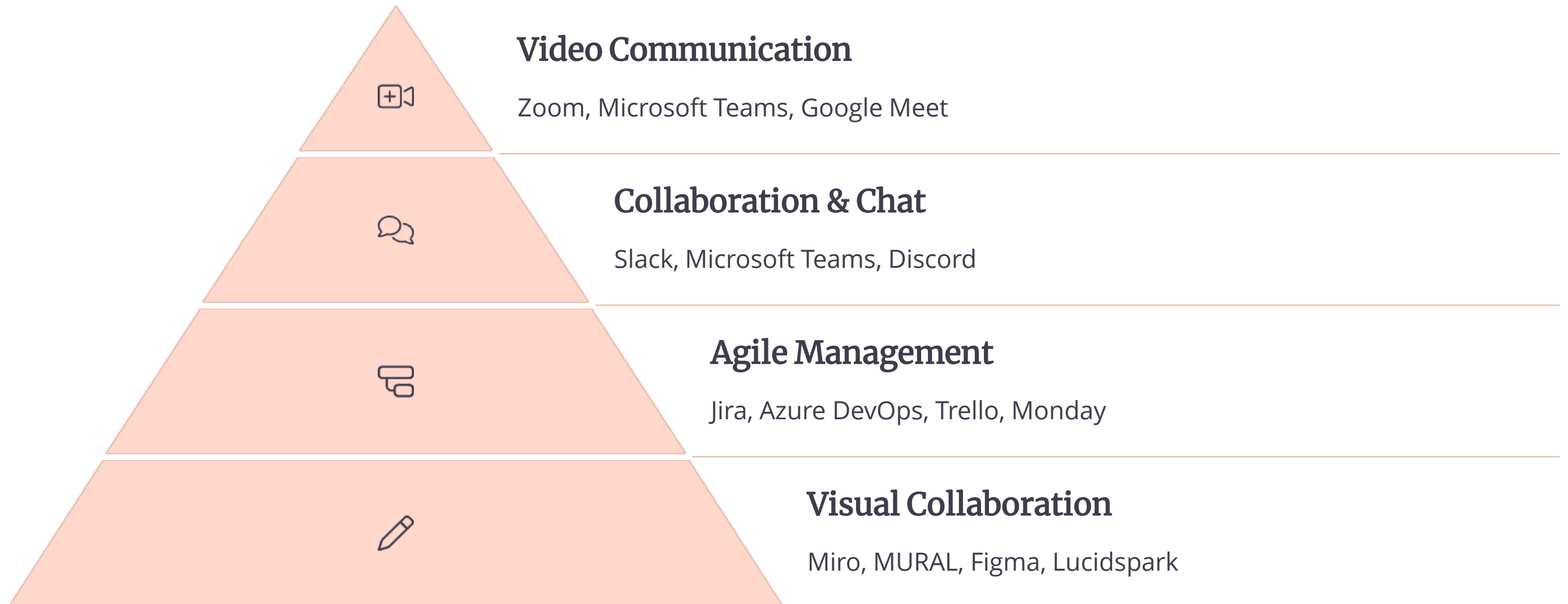


Capture Insights Real-Time


Document decisions and action items where everyone can see.

Share notes immediately after ceremonies.

Technology Stack for Remote Agile



The right tools make remote Agile possible. Choose integrated platforms that reduce context switching and create a seamless experience.



Final Thought: Connection Creates Agility

Distance doesn't diminish agility—disconnection does.

86%

Higher Engagement

Well-designed remote ceremonies increase team engagement.

24/7

Global Coverage

Distributed teams can provide around-the-clock productivity.

3x

Talent Access

Remote teams can access talent from anywhere in the world.

Great Agile ceremonies aren't tied to geography. They're anchored in engagement, transparency, and trust. With intentional design, remote Agile can thrive.