



10 Essential Project Management Tools

These tools will streamline your workflow and boost team productivity. Each offers unique features for different project types and team sizes.

 **by Kimberly Wiethoff**



Visual Task Management with Trello

Visual Workflow

Intuitive kanban boards help teams visualize task progress at a glance.

Perfect for Small Teams

Simple interface makes adoption easy. No extensive training required.

Real-time Updates

Track progress instantly with drag-and-drop cards. See who's working on what.

Asana for Complex Projects



Task Assignment

Easily assign work to team members with clear accountability.



Timeline View

Visualize project schedules and dependencies in an interactive Gantt chart.



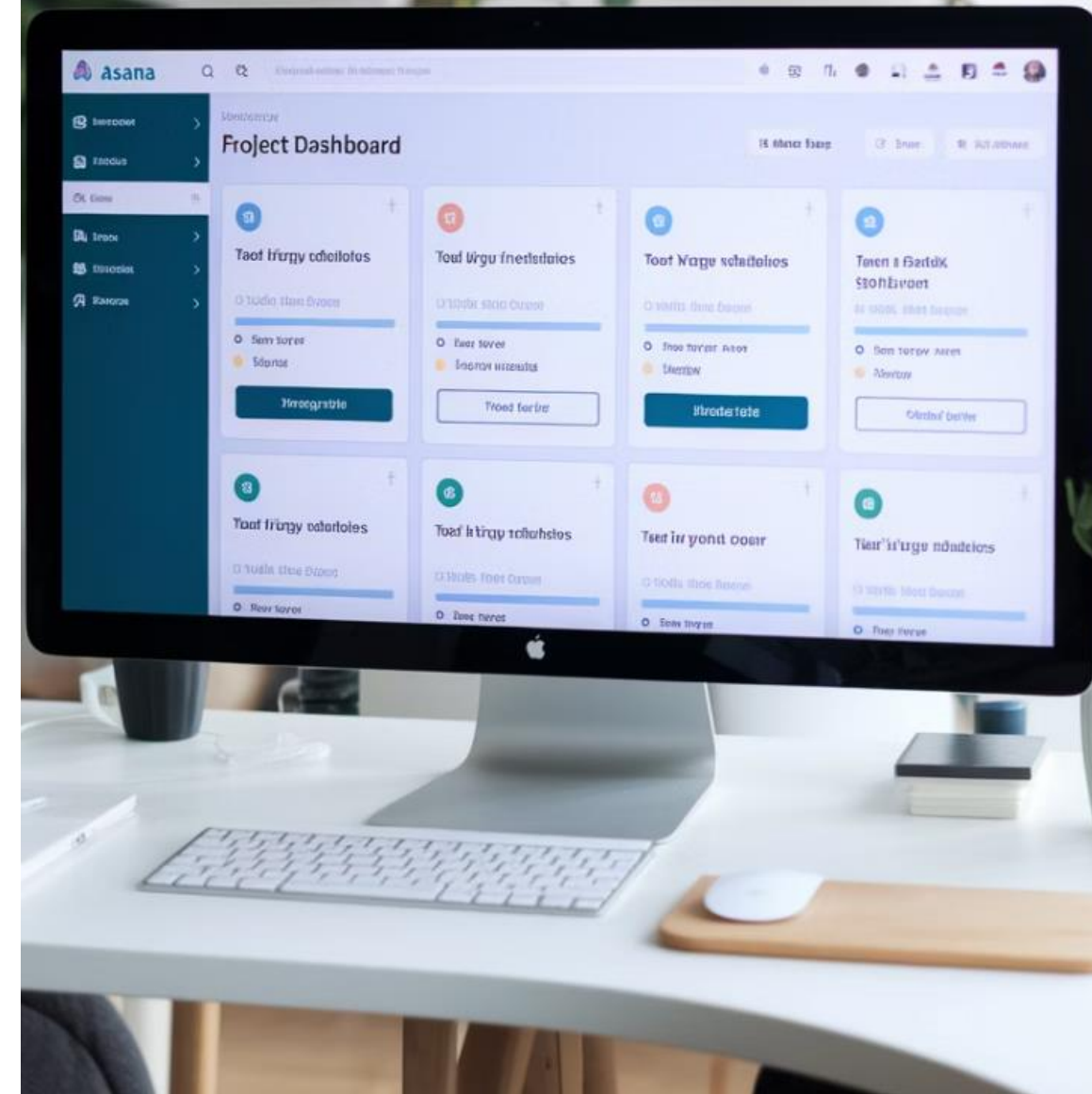
Workload Management

Monitor team capacity to prevent burnout and optimize resources.

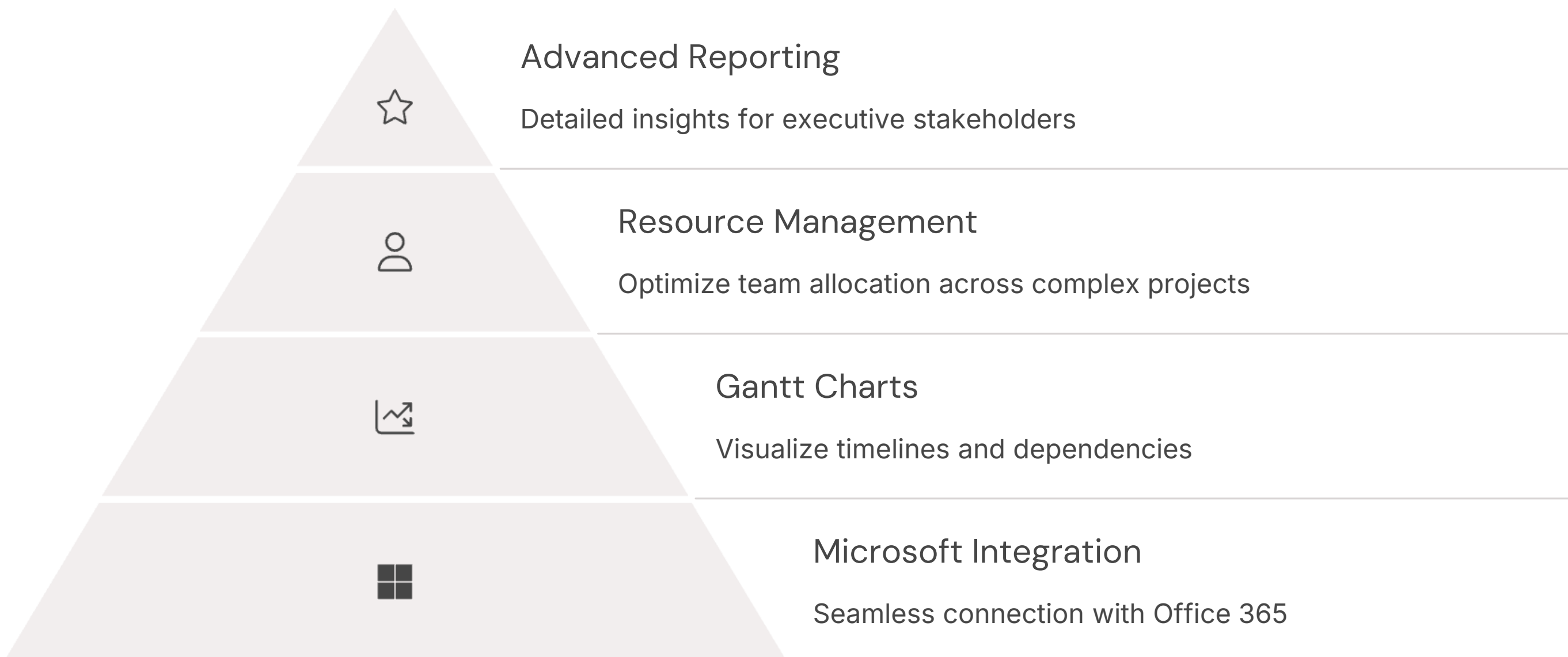


Project Tracking

Generate custom reports to measure progress against goals.



Microsoft Project for Enterprise Solutions



Customize Workflows with Monday.com



Visual Dashboards

Color-coded boards make progress tracking intuitive.



Automation Rules

Reduce manual work with custom triggers and actions.




Time Tracking

Monitor hours spent on tasks for accurate billing.



Integrations

Connect with your existing tools for seamless workflows.



Smartsheet: Spreadsheets Enhanced



Familiar Interface

Spreadsheet format offers quick adoption for Excel users. No steep learning curve.

Formulas and cell references work just like traditional spreadsheets.



PM Features

Goes beyond basic spreadsheets with built-in project management tools.

- Gantt charts
- Automation rules
- Critical path analysis

Jira for Agile Teams

Backlog Management
Prioritize user stories and tasks for upcoming work

Sprint Planning
Organize work into time-boxed iterations

Issue Tracking
Record and assign bugs with detailed information

Reporting
Track velocity and burndown with built-in metrics



Basecamp: Streamlined Collaboration



To-Do Lists

Create, assign, and track tasks with simple checklists. Perfect for straightforward projects.



Message Boards

Keep discussions organized by topic. Reduce email overload with centralized communication.



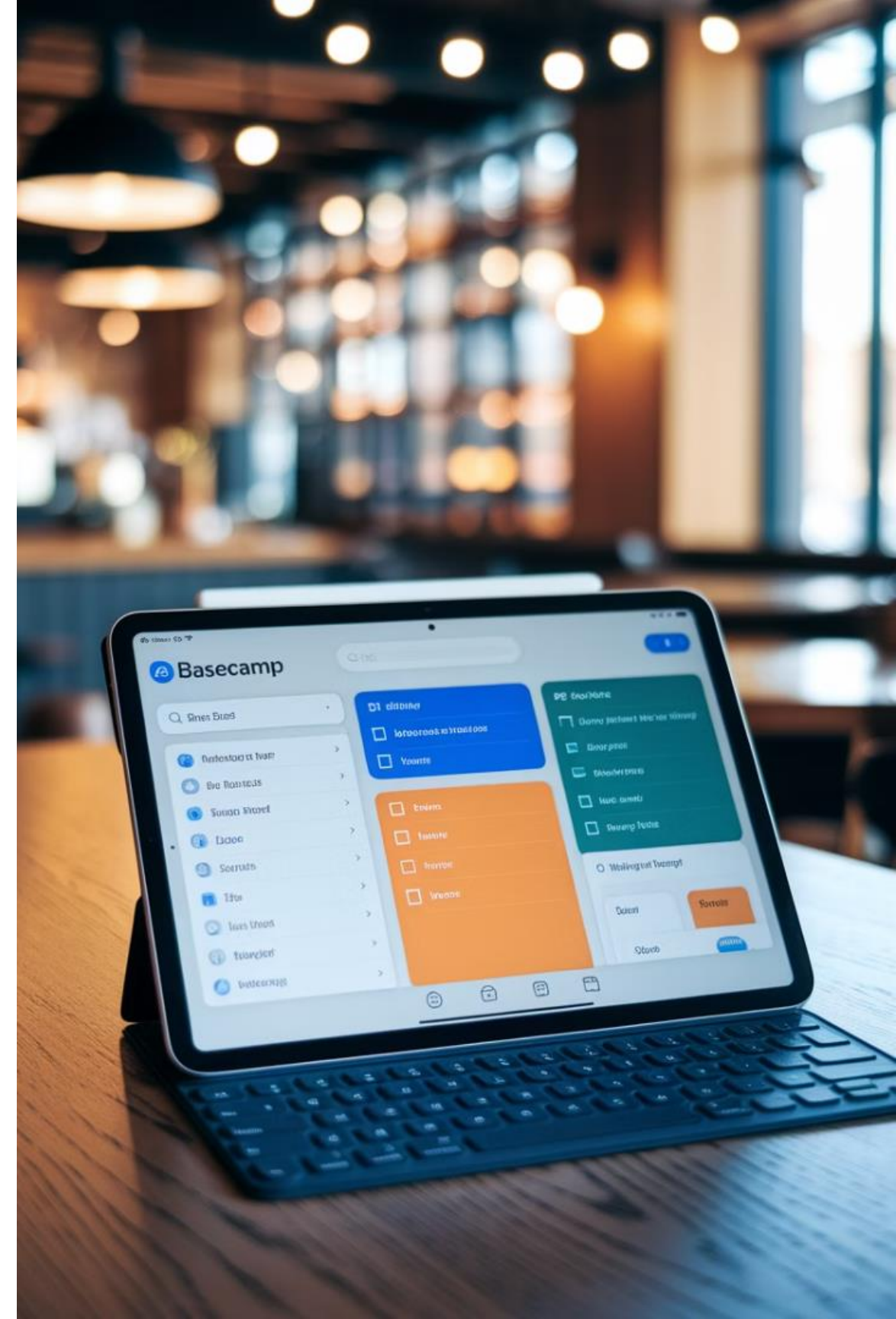
File Sharing

Store and organize documents, images, and other assets. Find what you need quickly.



Automatic Check-ins

Get status updates without scheduling meetings. Maintain awareness with minimal disruption.



Wrike for Complex Portfolios



Project Organization

Hierarchical folders for multi-level project portfolios



Real-Time Collaboration

Live editing and commenting on project documents



Robust Reporting

Customizable dashboards for stakeholder updates



Workflow Customization

Tailored processes for different teams and projects

ClickUp: All-in-One Solution

1000+

Customizations

Adapt the platform to fit any workflow or process.

15+

View Options

See your work as lists, boards, calendars, or Gantt charts.

100+

Integrations

Connect with your existing tools seamlessly.

50%

Time Saved

Average efficiency gain reported by users.





Zoho Projects: Budget-Friendly Option



Cost-Effective

Lower price point than competitors with comparable features. Ideal for small businesses.



Gantt Charts

Visual timeline planning with dependencies and milestones. Track critical paths easily.



Time Tracking

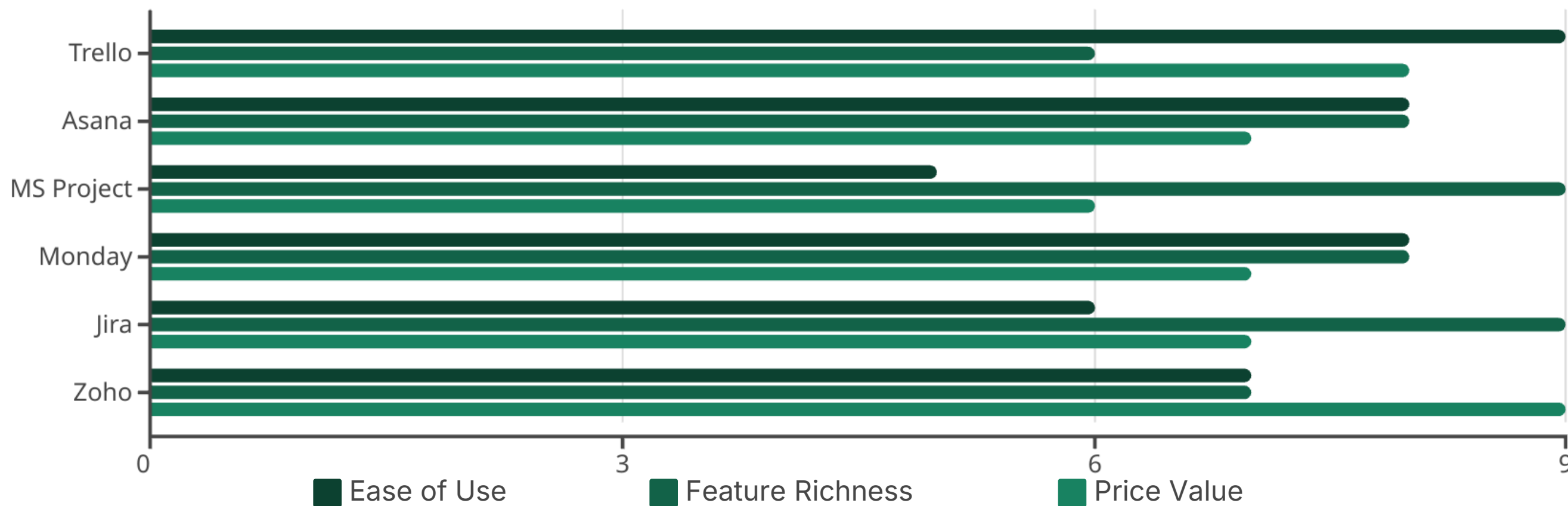
Built-in timers for tracking billable hours. Generate accurate client invoices.



Zoho Integration

Seamless connection with other Zoho apps. Create a complete business ecosystem.

Comparing Tool Features





Choosing the Right Tool

Assess Your Needs

Consider team size, project complexity, and budget constraints. Different tools excel in different environments.

Trial Period

Take advantage of free trials. Get team feedback on usability and feature relevance.

Evaluate Integration

Ensure the tool connects with your existing systems. Avoid creating information silos.

Implement Gradually

Start with core features. Add complexity as your team adapts to the new workflow.