




PM Metrics That Matter in Hedge Funds

Every second counts in hedge funds—and so does every decision. Traditional project metrics often miss the mark in fast-paced financial services.

Let's explore the KPIs that truly matter for high-stakes projects.

 by Kimberly Wiethoff, MBA, PMP, PMI-ACP

[Managing Projects The Agile Way](#)

#HedgeFundPM #ProjectManagement #CapitalMarkets #FintechProjects
#DataDrivenPM #PMMetrics #FinancialServices #AgileFinance #AlphaGeneration
#RiskReduction #TechLeadership

The Challenge for Hedge Fund PMs

Time Sensitivity

In hedge funds, delays directly impact the bottom line. Every minute counts when markets are moving.

Business Impact Focus

Task completion isn't enough. Projects must prove their value in performance, compliance, and ROI terms.

Speaking Finance

Project managers need KPIs that translate technical progress into the language of finance, risk, and results.



Time-to-Impact (TTI)



Beyond Time-to-Market

Hedge funds care about how quickly projects deliver measurable business value, not just go-live dates.



Measured in Results

Track improvements like "40% reduction in processing time" rather than just completion percentages.



Financial Impact

Quantify early wins in dollar terms whenever possible. Link technical improvements to bottom-line benefits.



Operational Risk Reduction



Automation Gains

Eliminate manual steps in critical processes. Count each handoff automated.



Error Reduction

Measure decreases in trade breaks and reconciliation issues. Track error rate improvements.



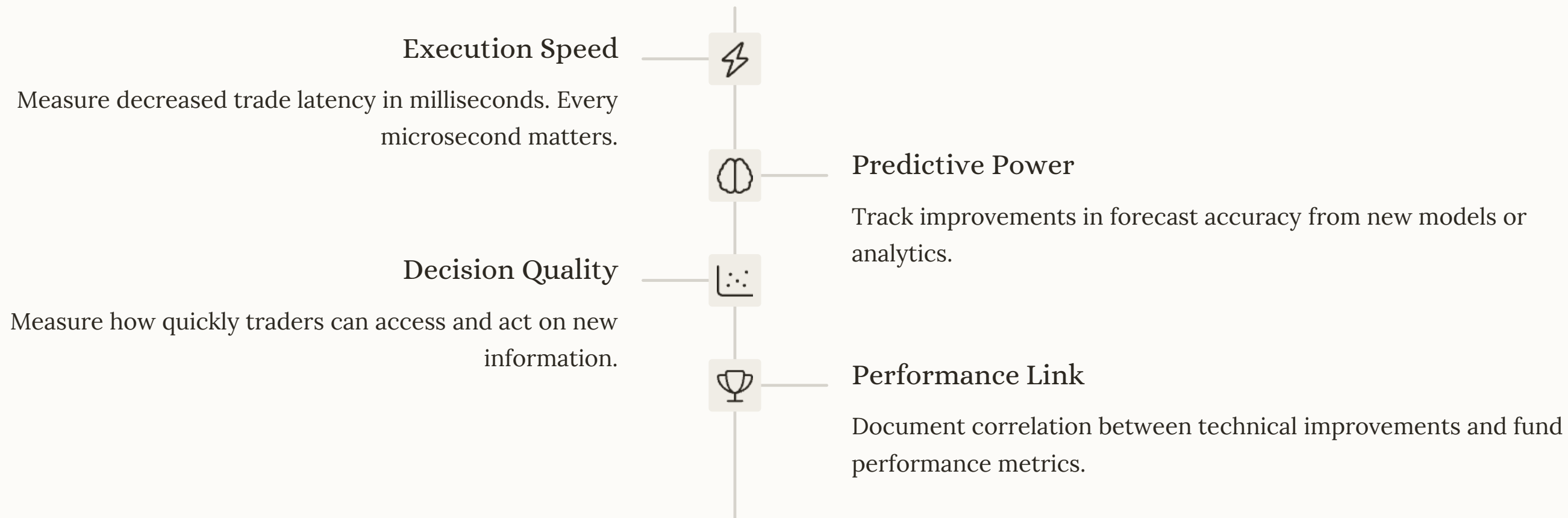
System Resilience

Monitor uptime guarantees and successful failover tests. Document recovery time improvements.

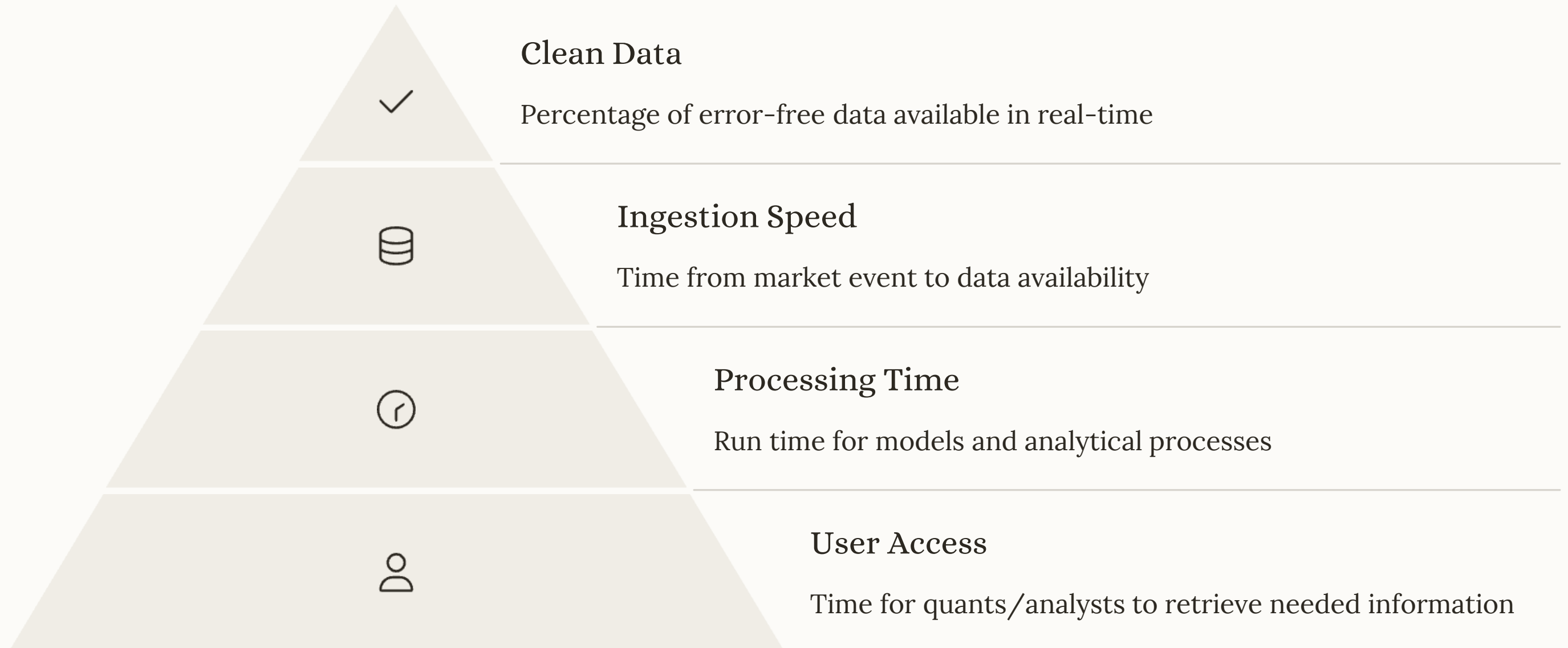




Alpha-Enhancing Enablement



Data Accuracy & Accessibility



Compliance & Audit Readiness

24h

Audit Response

Time to deliver required artifacts

0

Findings

Target for unresolved compliance
issues

100%

Sign-off

Compliance approval rate for new
features



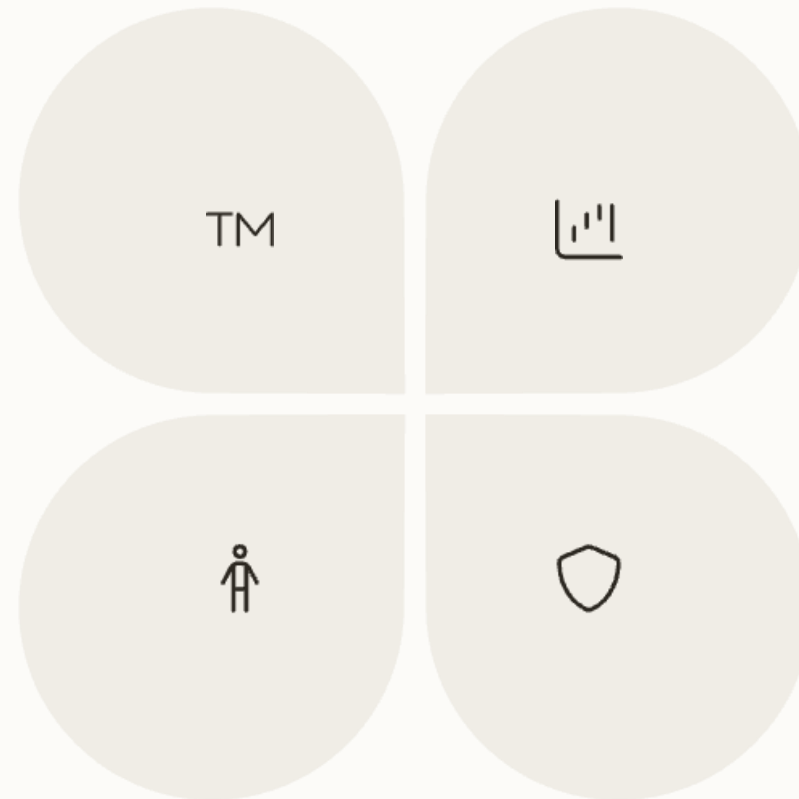
Stakeholder Satisfaction & Adoption

Traders

Daily active usage of new tools
Reduction in manual workarounds

Investor Relations

Improved client reporting capabilities
Time saved preparing investor materials



Portfolio Managers

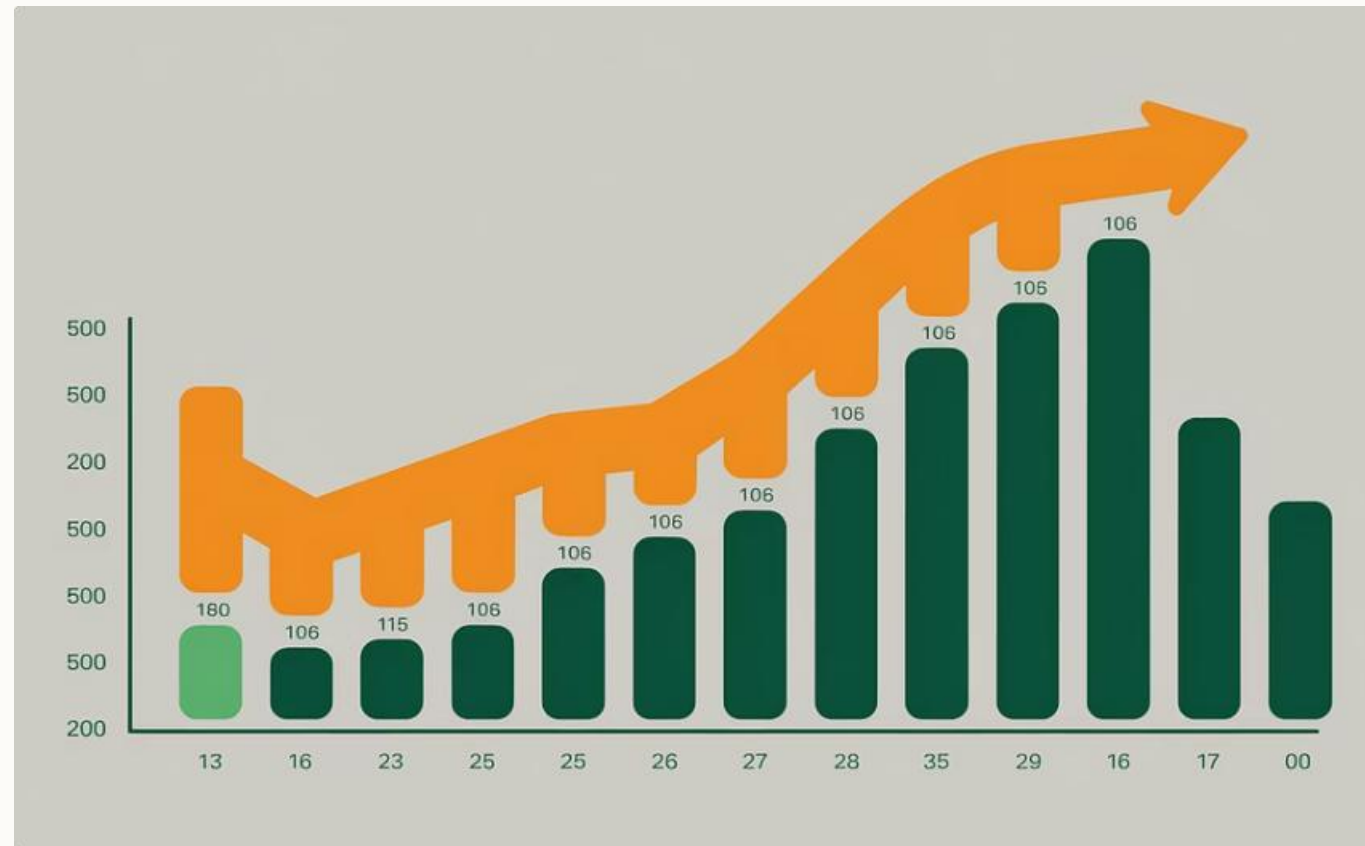
Satisfaction scores from key decision-makers
Time saved accessing critical information

Compliance Team

Ease of generating regulatory reports
Reduction in compliance-related questions

Project Velocity + Value Delivery

Transitioning from traditional project tracking to value-based measurement



Traditional Metrics

- Story points completed
- Sprint velocities
- Burn-down rates
- Backlog size

Value-Driven Metrics

- Features mapped to strategic objectives
- Progress against OKRs
- Business capabilities delivered
- Measurable objectives achieved



Creating a PM Dashboard

Define Key Metrics

Collaborate with stakeholders to identify the metrics that truly matter for your specific project.

Establish Baselines

Measure current performance to create meaningful comparison points for improvements.

Implement Tracking

Build automated dashboards in tools like Power BI or Excel. Update metrics regularly.

Review & Refine

Adjust your metrics as project goals evolve. Eliminate metrics that don't drive decisions.

Think Like a Strategist



Scheduler

Focuses only on timelines and task completion



Reporter

Tracks and communicates project metrics



Strategist

Links project outcomes to business performance

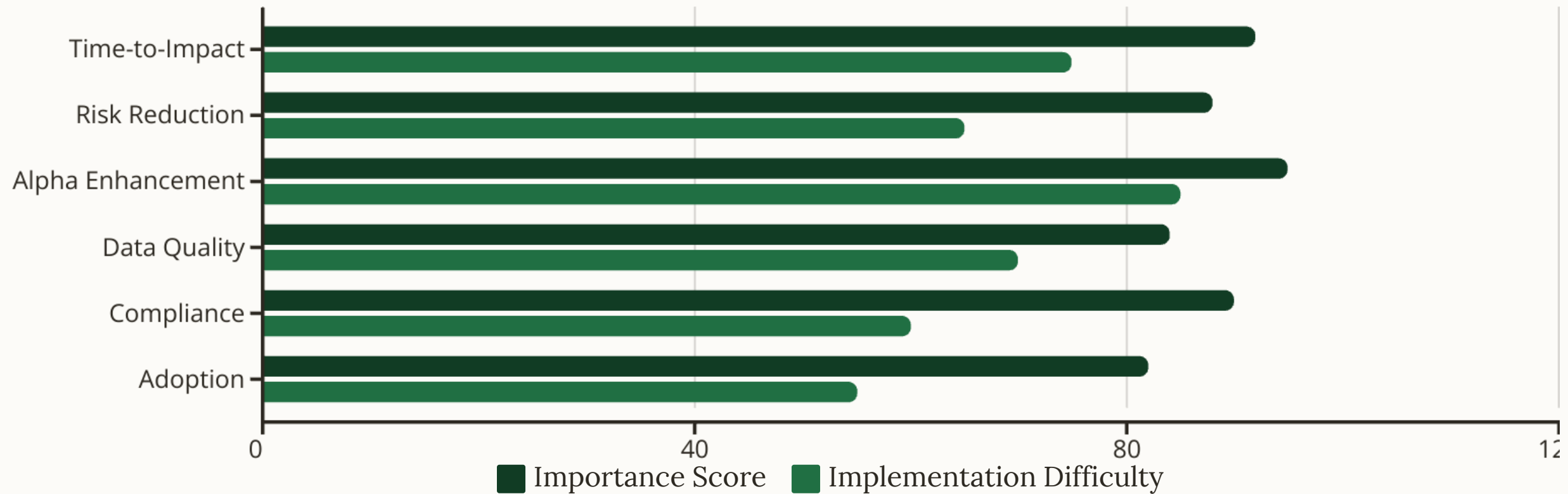
In hedge funds, successful PMs must evolve beyond schedulers. Your metrics should reflect how projects enable smarter decisions and better fund performance.

KPI Dashboard Template

Metric Category	Sample KPI	Measurement Frequency	Target Threshold (Example)
Time-to-Impact	Days from go-live to measurable business outcome	Weekly/Monthly	< 14 days
Operational Risk Reduction	Reduction in trade breaks / manual interventions	Monthly	≥ 30% reduction
Alpha-Enhancing Enablement	Improvement in model forecast accuracy / latency	Bi-weekly	≥ 10% accuracy increase
Data Accuracy & Accessibility	Percentage of clean real-time data available	Daily/Weekly	≥ 95% clean data available
Compliance & Audit Readiness	Time to audit completion / number of unresolved findings	Quarterly	< 5 unresolved findings
Stakeholder Satisfaction & Adoption	User adoption rate / stakeholder satisfaction score	Monthly	≥ 80% adoption / NPS > 7
Project Velocity + Value Delivery	Story points delivered mapped to strategic objectives	Per Sprint	≥ 90% planned vs delivered

Sample Metrics Dashboard

This dashboard compares importance scores against implementation difficulty across key metric categories. Alpha Enhancement shows highest importance (95) but is most challenging to implement (85), while Compliance offers strong importance (90) with moderate implementation effort (60).



Final Thought: Value Creation

In hedge funds, PMs must think like strategists—not just schedulers. Your metrics should reflect how your project enables smarter decisions, faster execution, stronger compliance, and ultimately, better fund performance. If your KPIs aren't speaking the same language as your portfolio manager or CTO, it's time to realign.



It's not just about what you build—**it's about the value it creates.**