



Beyond Velocity: The Agile Metrics Metrics That Actually Drive Success Success

Velocity may be the most well-known Agile metric—but it's also one of the most misunderstood. While useful for internal team planning, velocity alone tells you **very little about actual business value, product health, or customer satisfaction.**

Let's look beyond velocity and explore the **Agile metrics that actually matter.**

 **by Kimberly Wiethoff, MBA, PMP, PMI-ACP**

[Managing Projects The Agile Way](#)

#AgileMetrics #BeyondVelocity #AgileKPIs #AgileLeadership #DataDrivenPM
#ProjectManagementTips #ScrumMastery #LeanAgile #FlowEfficiency
#ProductivityMetrics #TeamHealth #CustomerValue
#ManagingProjectsTheAgileWay

Business Value Delivered



Why It Matters

Agile isn't just about delivering fast—it's about delivering the *right* things.



Ensures Alignment

Measures business value per sprint to ensure alignment with organizational goals.



How To Track It

Assign value points (monetary or strategic) to backlog items. Sum delivered value per iteration.



Lead Time & Cycle Time

Why It Matters

These metrics reveal how long features take from concept to completion.

They reflect system efficiency and bottlenecks far better than velocity.

Cycle Time

Start of work → Completion



Lead Time

Request submission → Delivery to user

Sprint Goal Success Rate



Set Clear Goals

Define meaningful sprint objectives beyond just completing tasks.



Track Completion

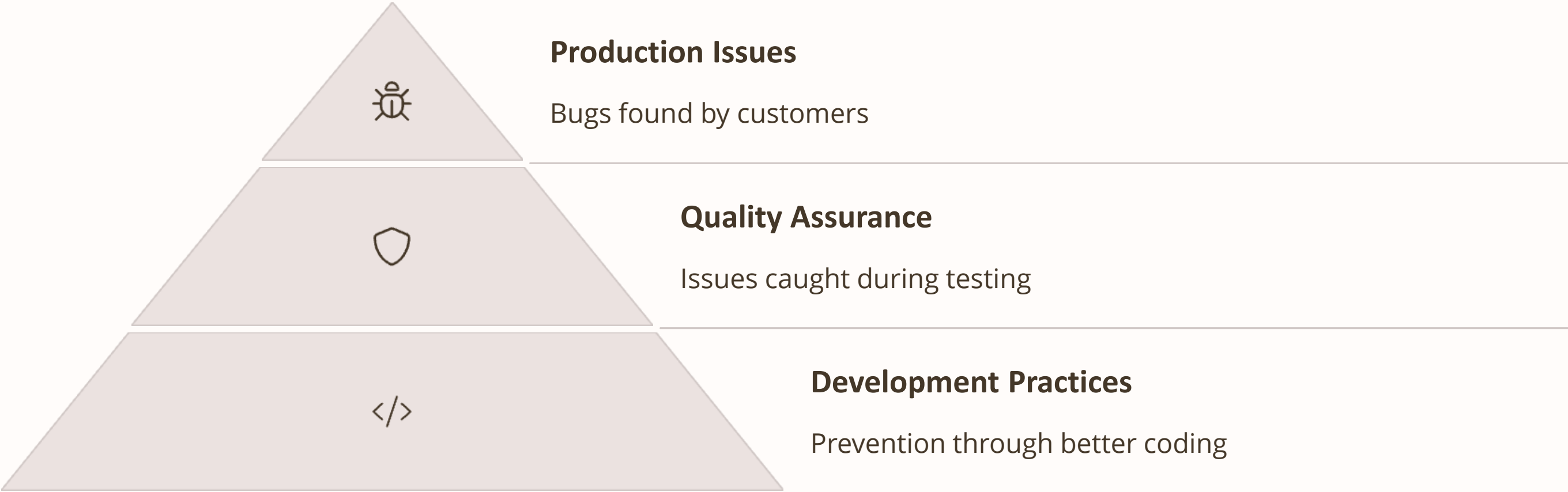
Measure percentage of sprints where stated goals were fully met.



Focus on Outcomes

Keep teams focused on outcomes, not just output.

Escaped Defects

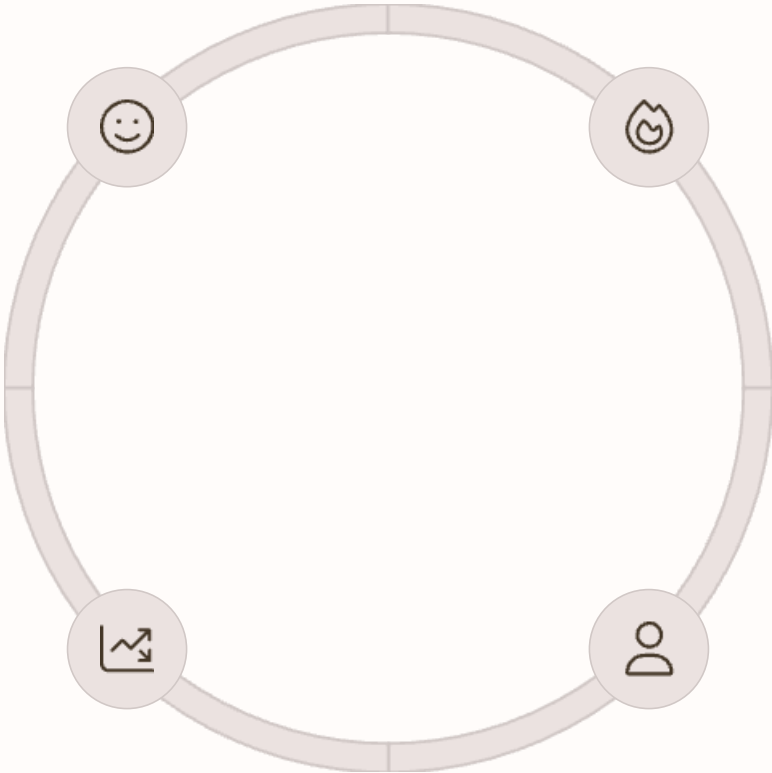


Bugs found in production directly signal product quality. Fewer escaped defects indicate better QA, testing, and team collaboration.

Team Happiness or Health Score

Team Morale
Regular pulse checks on team satisfaction

Performance
Happy teams deliver better results



Burnout Prevention
Early detection of stress and fatigue

Collaboration
Healthy teams work better together



Work in Progress (WIP)

Why It Matters

Too much WIP causes context switching, stress, and delays.

Benefits of WIP Limits

Limiting WIP encourages focus, flow, and faster delivery.

How to Track

Count active stories/tasks at any time. Visualize on kanban boards.



Predictability (Planned vs. Delivered Work)



Sprint Planning

Team commits to specific work items



Execution

Team works through committed items



Completion

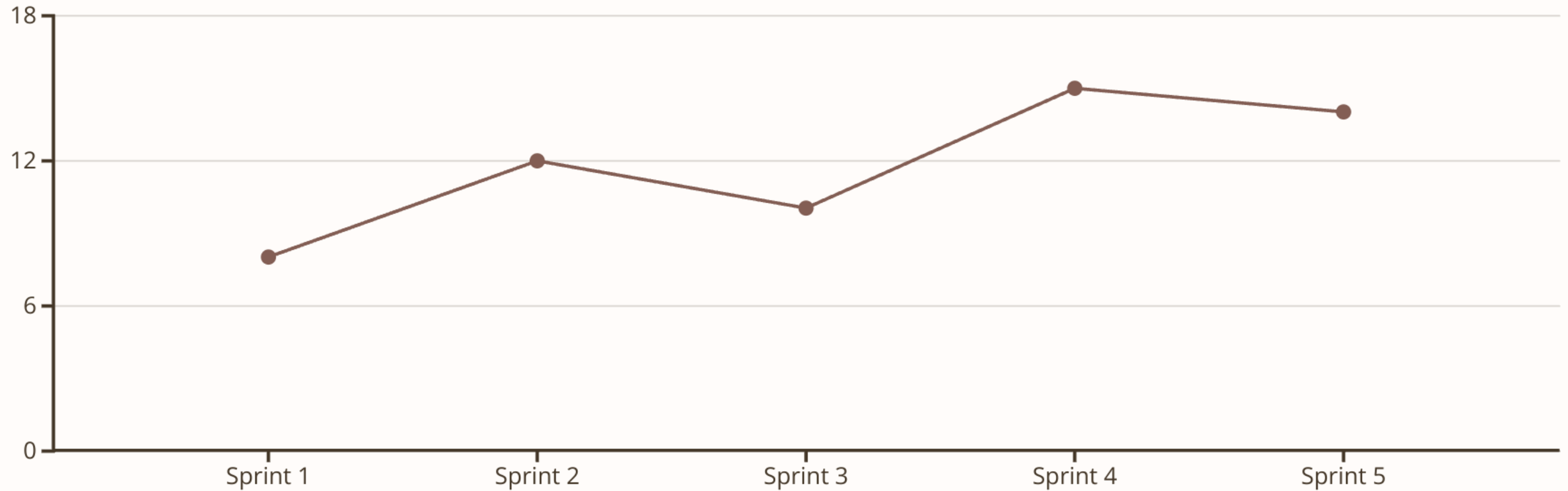
Measure % of committed work delivered



Stakeholder Trust

Consistent delivery builds confidence

Throughput



Throughput measures completed work overtime—regardless of point estimation. It's a powerful alternative to velocity for Kanban or non-story-point frameworks.

Customer Satisfaction (CSAT/NPS)



User Feedback

Post-release surveys capture direct user sentiment.



NPS Tracking

Net Promoter Score measures likelihood to recommend.



Usability Testing

Direct observation reveals actual user experience.



Time to Market



Ideation

Concept creation and validation



Development

Building the solution



Testing

Quality assurance




Release

Deployment to production

In competitive environments, speed to market can determine product success. This metric shows how quickly your organization adapts and delivers.

Final Thoughts



Velocity is an internal planning tool—not a universal measure of success. Effective Agile metrics reflect **flow, quality, team health, and customer impact**. When you measure what matters, you improve what matters. Agile isn't about just doing more. It's about doing what works, **faster, smarter, and with greater value**.



Related Reads

Agile Metrics

[Top metrics for managing Scrum-based software development projects](#)

KPI Comparisons

[Agile KPIs vs. Traditional Project KPIs: What you need to know](#)

Common Mistakes

[KPI mistakes in project management—and how to avoid them](#)

Visit ManagingProjectsTheAgileWay.com for more insights on effective Agile practices.