

Mastering Daily Stand-Ups Across Time Zones

Synchronizing Agile practices when your team spans continents presents unique challenges. This guide offers practical solutions for maintaining effective daily stand-ups regardless of geographic distribution.

 by Kimberly Wiethoff





The Global Team Challenge

Time Zone Gaps

Team members may be separated by 8+ hours, making simultaneous meetings difficult.

Communication Barriers

Different working hours can delay critical information sharing and problem solving.

Team Cohesion

Distance makes building relationships and maintaining team spirit challenging.

Rotating Schedule Strategy

Share the Burden

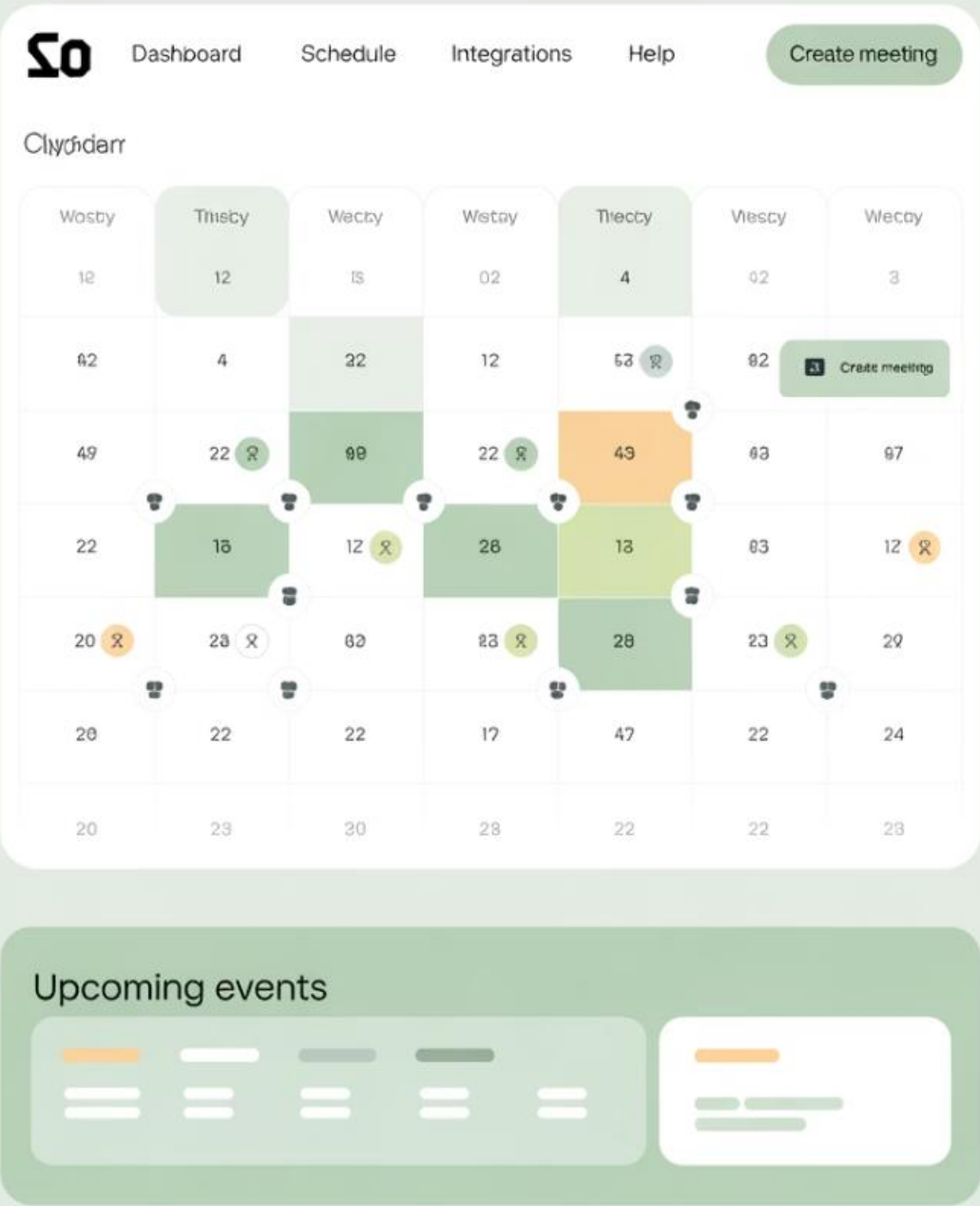
Rotate meeting times weekly or bi-weekly. This prevents one region from always working outside normal hours.

Create Rotation Calendar

Establish a predictable pattern: Week 1 – 8 AM PST, Week 2 – 8 AM GMT, Week 3 – 8 AM IST.

Communicate Schedule Clearly

Use team calendars with time zone conversion to avoid confusion about meeting times.





Asynchronous Stand-Ups



Post Updates

Team members share daily progress in dedicated channels at their convenience.



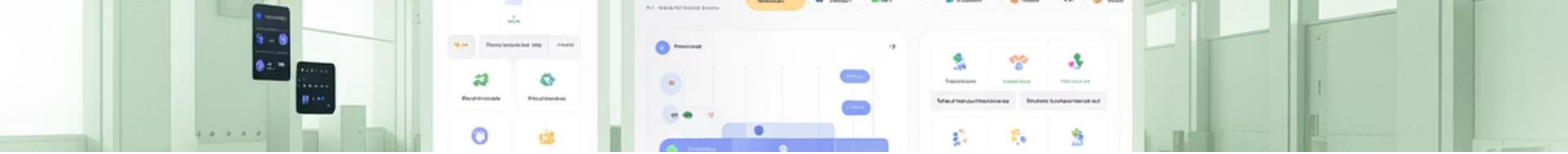
Review Others

Everyone reads updates from teammates when they start their day.



Follow Up

Address questions or blockers via thread comments or direct messages.



Technology Solutions



Stand-Up Bots

Geekbot, Standuply, and similar tools automate the collection of stand-up updates.



Wiki Pages

Use Confluence or similar tools to document daily progress for team visibility.



Dedicated Slack Channels

Create threads specifically for daily updates that persist for review.



Video Snippets

Allow team members to record short video updates for more personal connection.



Standardized Format

Question	Purpose	Example
What did you do yesterday?	Tracks progress	Completed user login feature
What will you do today?	Sets expectations	Starting password reset function
Any blockers?	Identifies issues	Waiting for API credentials

Visual Status Indicators

- ✓

✓

 On Track

Use green indicators or checkmark emojis for tasks progressing normally.
- 🗨️⚠️

⚠️

 At Risk

Use yellow indicators for tasks that may face delays or complications.
- ❑

🛑

 Blocked

Use red indicators for tasks that cannot proceed without intervention.
- ?

?

 Need Help

Indicate when a team member requires assistance to proceed.



The Summary Role

Daily Collection
Gather all stand-up updates from
synchronous and asynchronous
sources

Distribute Insights
Share with the team and relevant
stakeholders



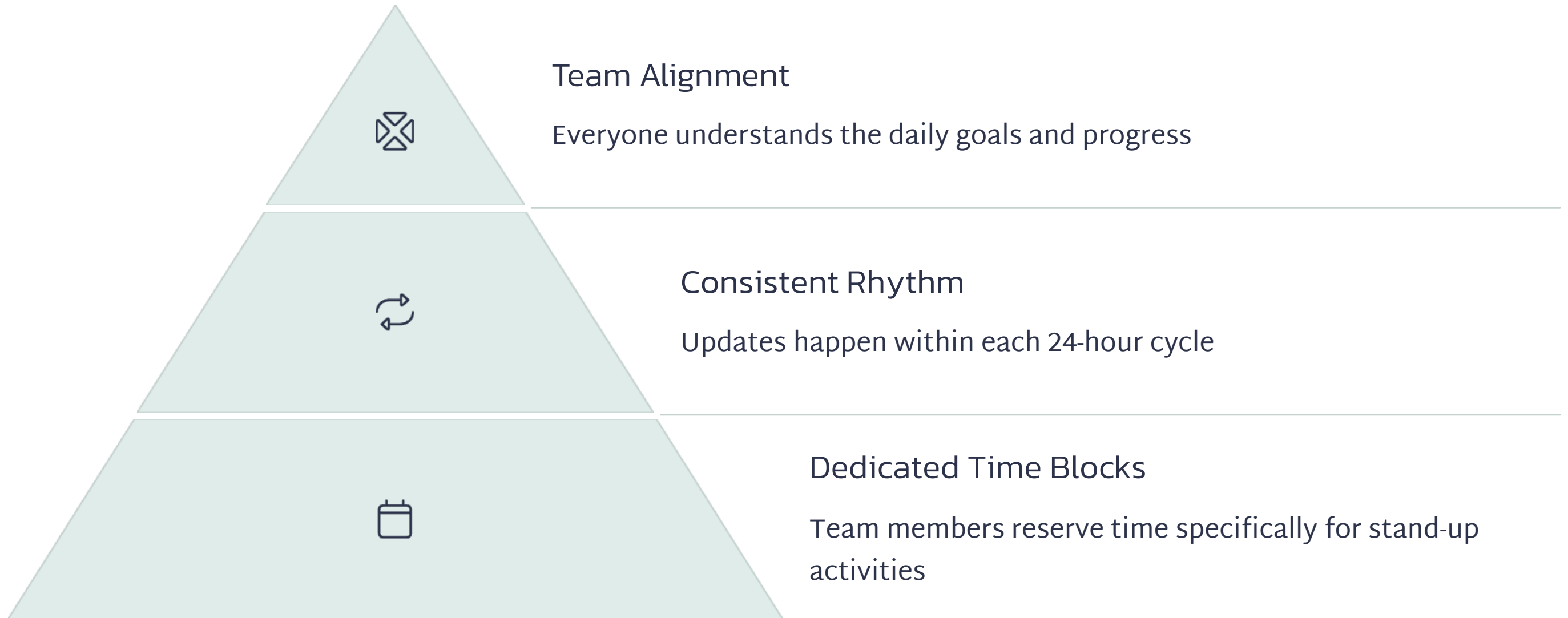
Distill Key Points

Identify the essential information
and actionable insights

Create Summary

Document the team's progress,
blockers, and next steps

Maintaining Daily Momentum



Addressing Common Challenges



Meeting Fatigue

Limit stand-ups to 15 minutes max



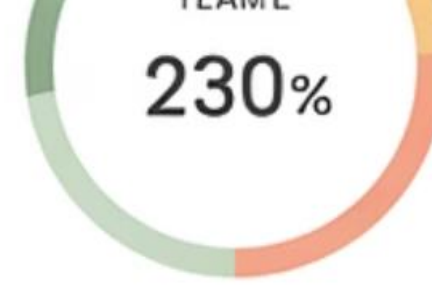
Too Much Detail

Create guidelines for concise updates



Inconsistent Participation

Implement gentle accountability measures



Measuring Effectiveness

92%

Update Completion

Percentage of team members providing daily updates

11min

Average Duration

For synchronous stand-up meetings

86%

Issue Resolution


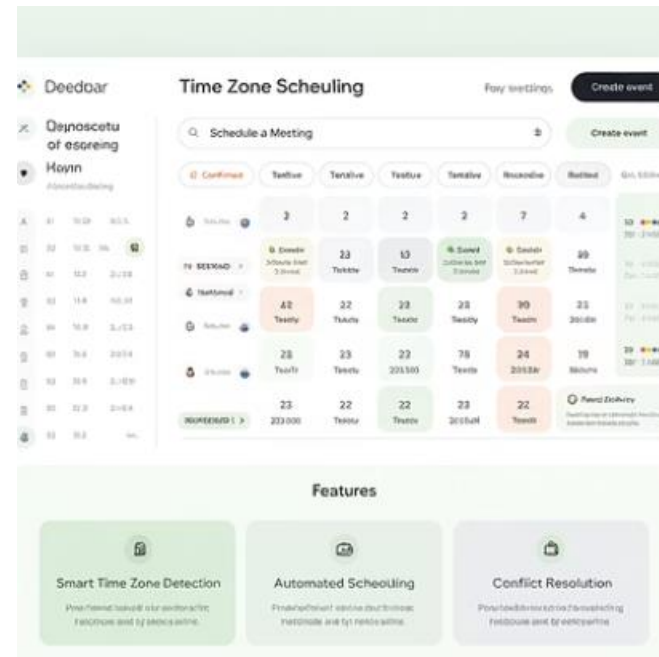
Blockers addressed within 24 hours of reporting

3.5

Team Satisfaction

Average rating (out of 4) for stand-up effectiveness

Keys to Long-Term Success



Regular retrospectives help refine your approach. Remain flexible as team composition changes. Remember that connection matters as much as information exchange.