



Navigating the PMO: A Guide for New Project Managers

Starting as a project manager in a new organization can be both exciting and overwhelming. This guide will help you understand and navigate the Project Management Office (PMO), helping you succeed in your new role.



by Kimberly Wiethoff, MBA, PMP, PMI-ACP

[Managing Projects The Agile Way](#)

#PMO #ProjectManagement #ProjectManager #PMOLife #PMOGovernance #NewProjectManager
#ProjectLeadership #PortfolioManagement #RiskManagement #ChangeManagement #AgileDelivery
#HybridPM #Jira #AzureDevOps #ServiceNow #ContinuousImprovement #OperationalExcellence
#LeadershipDevelopment #PMOTips #ManagingProjectsTheAgileWay

Understanding PMO Structures

Supportive

Provides templates, best practices, and guidance. Minimal control over project execution.

Controlling

Sets governance standards, enforces compliance, and ensures project managers follow predefined methodologies.

Directive

Directly manages projects, assigning resources and overseeing execution.



Familiarize Yourself with PMO Processes

Project Initiation

How projects are approved, assigned, and kicked off.

Project Planning

Required documentation, templates, and methodologies (Agile, Waterfall, or hybrid approaches).

Project Execution

Monitoring and reporting mechanisms, stakeholder engagement practices, and change management procedures.

Project Closure

Documentation, lessons learned, and final reporting requirements.

Engage with PMO Leadership



Networking

Build relationships with PMO leaders and other project managers.



Seeking Insights

Schedule one-on-one meetings to understand key PMO expectations and best practices.



Community Involvement

Join internal project management communities or attend PMO-led training sessions.



Understand Governance and Compliance

- 1

Approval Gates

Key milestones where leadership reviews and approves project progress.
- 2

Risk Management

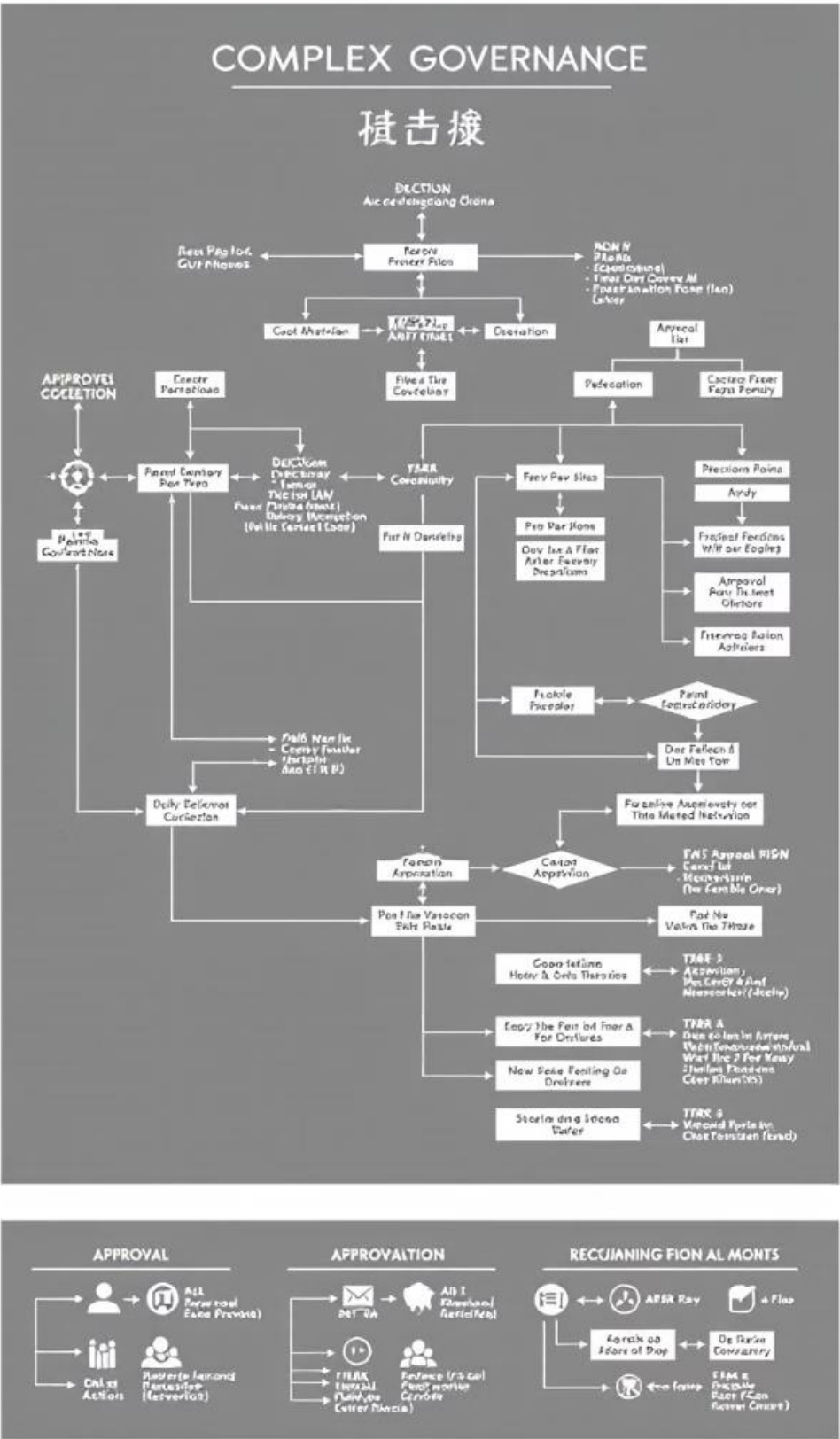
Protocols for identifying, logging, and mitigating risks.
- 3

Financial Oversight

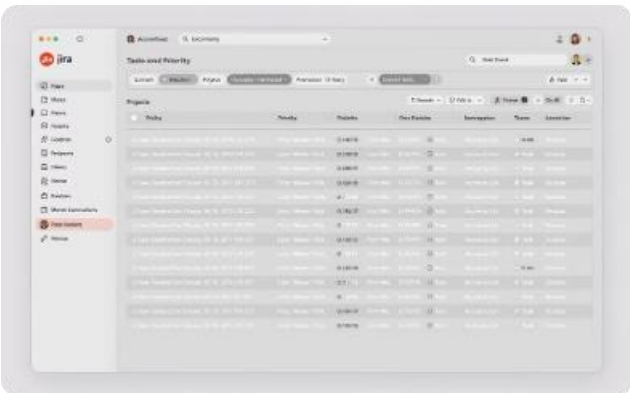
Budget tracking and financial reporting expectations.
- 4

Quality Assurance

Deliverable review processes and compliance with regulatory standards.

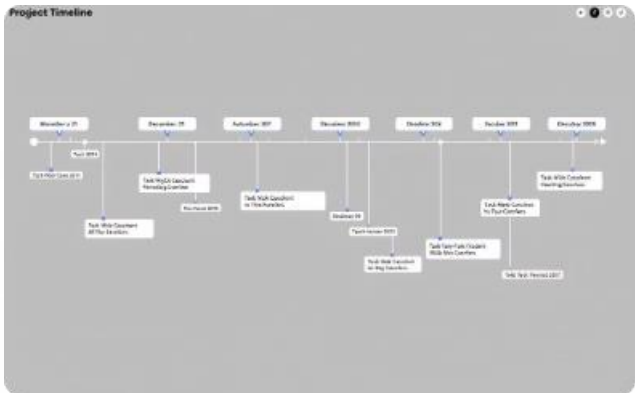


Master Project Management Tools



Agile Project Management

Jira or Azure DevOps.



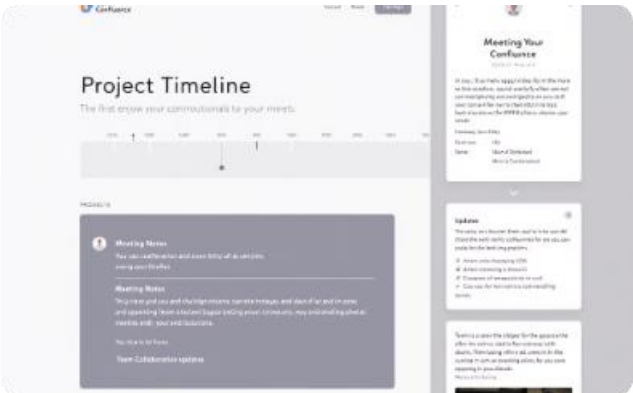
Scheduling

Microsoft Project or Primavera.



Portfolio Tracking

ServiceNow or Monday.com.



Documentation

Confluence or SharePoint.

Communicate Effectively with Stakeholders

1

Clarify Expectations

Early communication avoids misunderstandings.

2

Provide Concise Updates

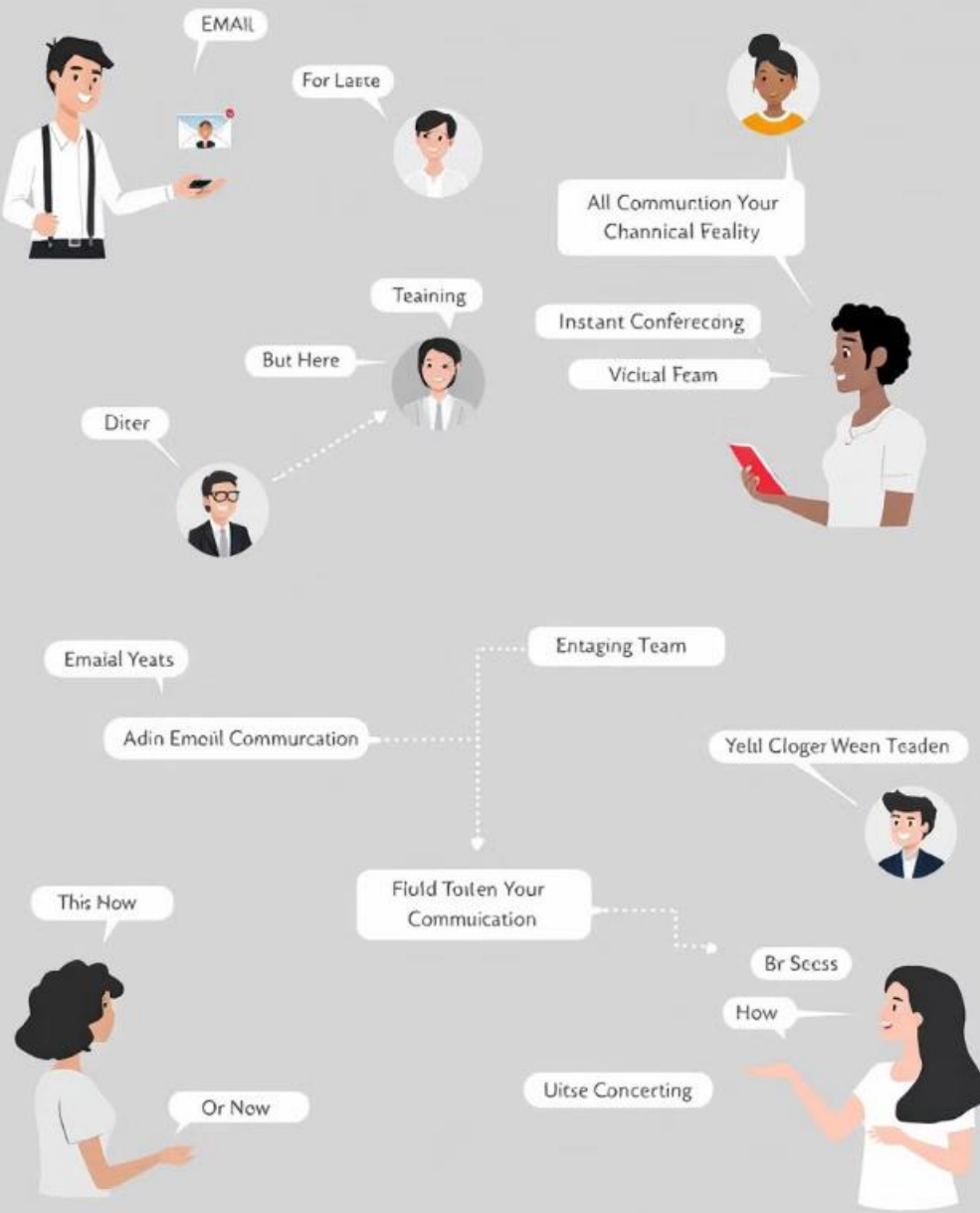
Status updates align with PMO reporting requirements.

3

Seek Feedback

Refine your approach based on stakeholder feedback.

How to use an Communication with Project Team





Stay Flexible and Continuously Improve

Stay Updated

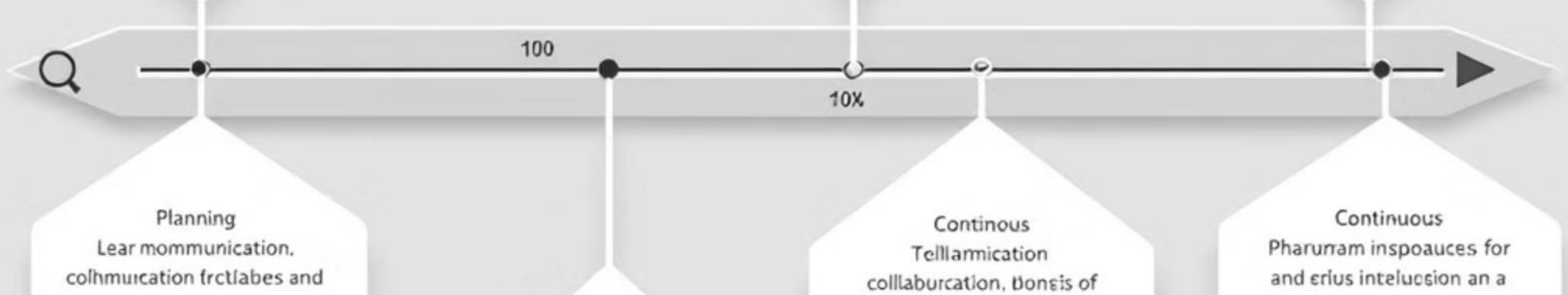
Keep up with PMO process updates.

Attend Training

Participate in training sessions or webinars.

Suggest Improvements

Streamline workflows and enhance efficiency.



PMO Best Practices: Lessons Learned

Understanding the PMO structure is essential for success.

1

2

Early engagement with PMO leadership is crucial.

Communicate effectively with stakeholders to avoid misunderstandings.

3

4

Embrace continuous improvement by staying up-to-date on PMO processes.

PMO: Case Studies and Real-World Examples



Key Takeaways for New Project Managers

1

Know Your PMO

Understand the PMO's structure, processes, and governance requirements.

2

Engage and Collaborate

Build relationships with PMO leaders and other project managers.

3

Master Tools and Techniques

Become proficient in PMO-approved project management tools and methodologies.

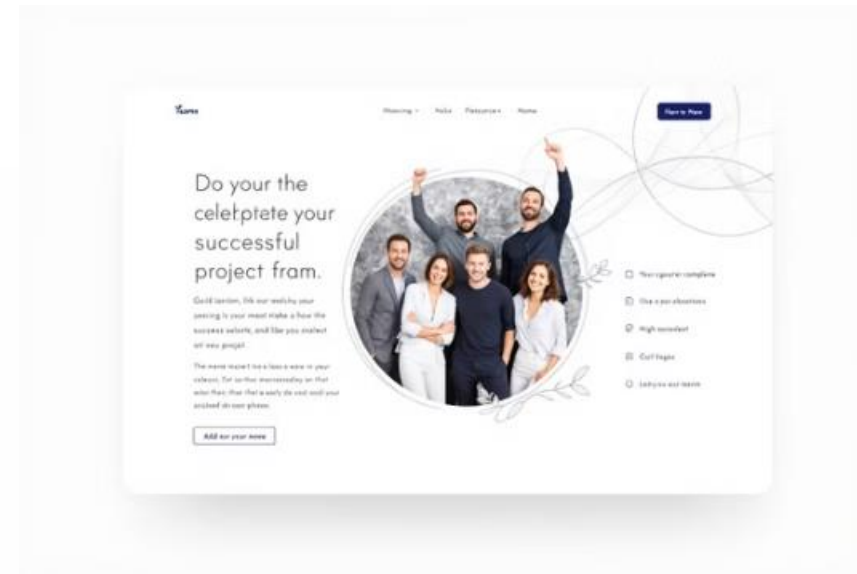
4

Communicate Effectively

Clearly communicate expectations, provide updates, and seek feedback from stakeholders.



Next Steps: Embrace the PMO Journey



Embracing the PMO journey will help you navigate complex projects, collaborate effectively, and drive successful outcomes. Remember, the PMO is there to guide you and support you in achieving organizational goals.