

# Migrating to AWS: Project Manager's Guide to a Successful Cloud Migration

Cloud migration is no longer just an IT decision - it's a business transformation. As organizations embrace the Amazon Web Services (AWS) cloud, project managers are on the front lines, ensuring that migrations are delivered on time, within budget, and with minimal disruption.

But here's the catch: Cloud migrations are complex.

- ✗ Missed dependencies can cause outages.
- ✗ Uncontrolled costs can lead to budget overruns.
- ✗ Poor planning can delay business operations.

 by Kimberly Wiethoff, MBA, PMP, PMI-ACP

[Managing Projects The Agile Way](#)

**#AWS #CloudMigration #ProjectManagement #DigitalTransformation #CloudComputing #PMO  
#ITLeadership #Agile #DevOps #AWSProjectManager #ManagingProjectsTheAgileWay**





# Understanding the AWS Migration Framework

## 1 Rehost (Lift & Shift)

Moving applications **as-is** to AWS with minimal changes. This approach offers the quickest migration path with lower initial complexity.

## 2 Replatform (Lift, Tinker & Shift)

Making small optimizations while migrating, such as switching databases to AWS RDS. This balances speed with some cloud optimization benefits.

## 3 Repurchase (Drop & Shop)

Replacing existing software with cloud-based SaaS solutions, like moving from on-premises CRM to Salesforce. This eliminates maintenance of legacy systems.

# More Migration Strategies

## Refactor (Re-architecting)

Modernizing applications to be **cloud-native**, such as moving from monolithic to microservices architecture. This approach maximizes cloud benefits but requires more time and resources.

## Retain

Keeping certain applications on-premises due to compliance, technical constraints, or business requirements. This hybrid approach acknowledges that not everything belongs in the cloud.

## Retire

Decommissioning outdated applications that are no longer needed. This strategy reduces your migration scope and eliminates unnecessary costs.







# Cloud Migration Assessment Phase

1

## Application Discovery

Identify all applications, databases, and dependencies in your current environment. Create a comprehensive inventory to ensure nothing is missed during migration.

2

## TCO Analysis

Perform a **Total Cost of Ownership (TCO)** analysis comparing current costs to projected AWS expenses. This helps build the business case for migration.

3

## AWS Service Mapping

Determine which AWS services (EC2, RDS, Lambda, etc.) will replace current infrastructure components. Match application requirements to appropriate cloud services.

4

## Compliance Review

Address compliance and security requirements early to avoid roadblocks later. Identify any regulatory constraints that might affect your migration approach.



# Migration Planning Phase

## Strategy Selection

Choose the appropriate **migration strategy (6Rs)** for each system based on business requirements, technical constraints, and long-term goals.

## Resource Planning

Establish a **timeline, budget, and resource plan** that accounts for all migration activities. Identify skill gaps and training needs for your team.

## Stakeholder Alignment

Align stakeholders on expectations and **business impact**. Communicate potential disruptions and ensure business units are prepared for changes.

## Proof of Concept

Conduct a **proof of concept (PoC)** before full migration to validate your approach and identify potential issues early in the process.

# Migration Execution Phase

1

## Batch Migration

Migrate workloads in **batches** rather than all at once to minimize risk and allow for adjustments between migration waves.

2

## Migration Tools

Implement **AWS CloudEndure Migration** or **AWS DataSync** to automate and streamline the migration process for different workload types.

3

## Testing

Test applications thoroughly **before** switching to production to ensure functionality, performance, and security meet requirements in the new environment.

4

## Cutover

Execute the transition from on-premises to AWS with minimal downtime using detailed cutover plans and rollback procedures if issues arise.





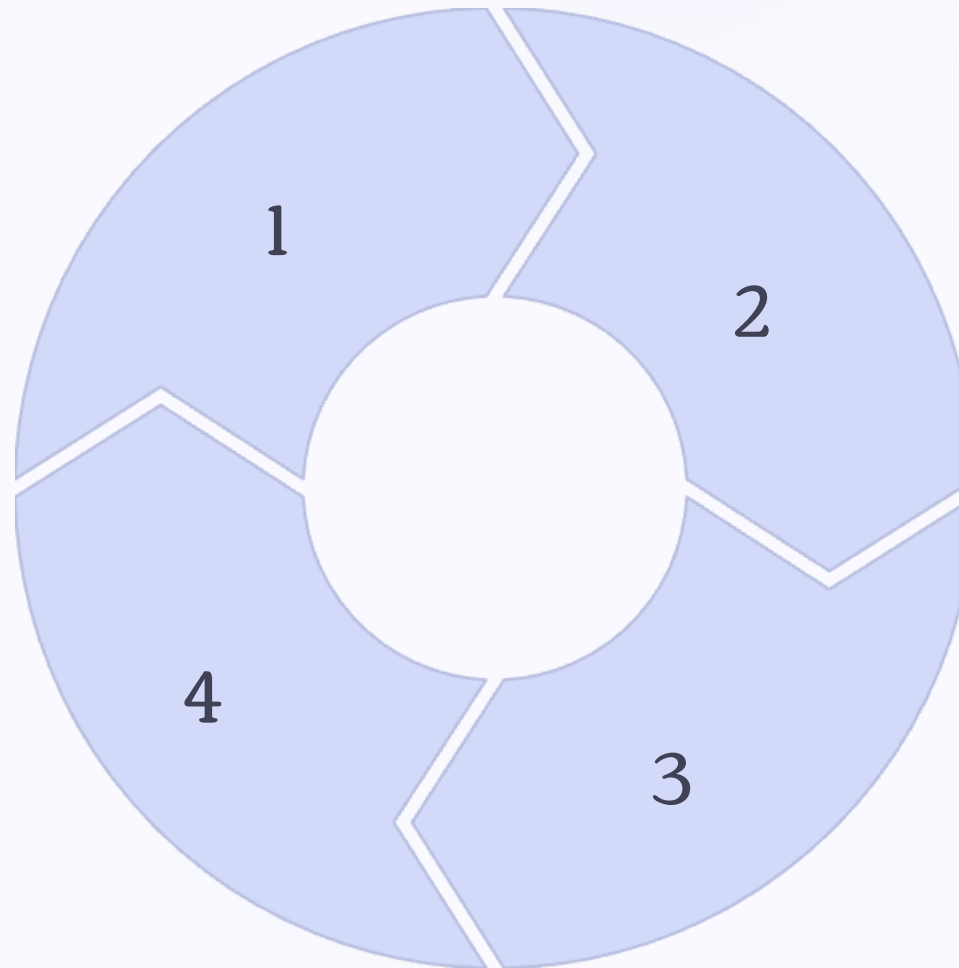
# Optimization & Monitoring Phase

## Performance Tuning

Fine-tune AWS resources for optimal performance based on actual usage patterns.

## Team Training

Develop internal expertise on AWS operations and maintenance to ensure long-term success.



## Cost Optimization

Implement AWS cost management best practices to eliminate waste and maximize value.

## Security Enhancement

Continuously improve security posture using AWS native tools and third-party solutions.

Set clear **KPIs** (e.g., uptime, performance improvements, cost savings) to measure migration success and demonstrate business value. Implement **CloudWatch & GuardDuty** for comprehensive monitoring of your AWS environment.



# Managing AWS Migration Costs



## Rightsize EC2 Instances

Avoid over-provisioning by selecting the right instance types based on actual workload requirements. Regularly review and adjust instance sizes as needs change.



## Use AWS Cost Explorer

Track real-time cloud expenses with detailed visibility into service usage. Set up custom reports to identify cost drivers and optimization opportunities.



## Leverage AWS Savings Plans

Get significant discounts for predictable workloads by committing to consistent usage over 1-3 year terms. This can reduce costs by up to 72% compared to on-demand pricing.



## Set Up Cost Alerts

Avoid bill shock by defining budget thresholds and receiving notifications when spending approaches limits. This enables proactive cost management.



# Security & Compliance in Cloud Migrations

## Identity & Access Management

Use **AWS IAM** to enforce **least privilege access** principles. Implement role-based access controls and regularly audit permissions to prevent unauthorized access.

## Data Protection

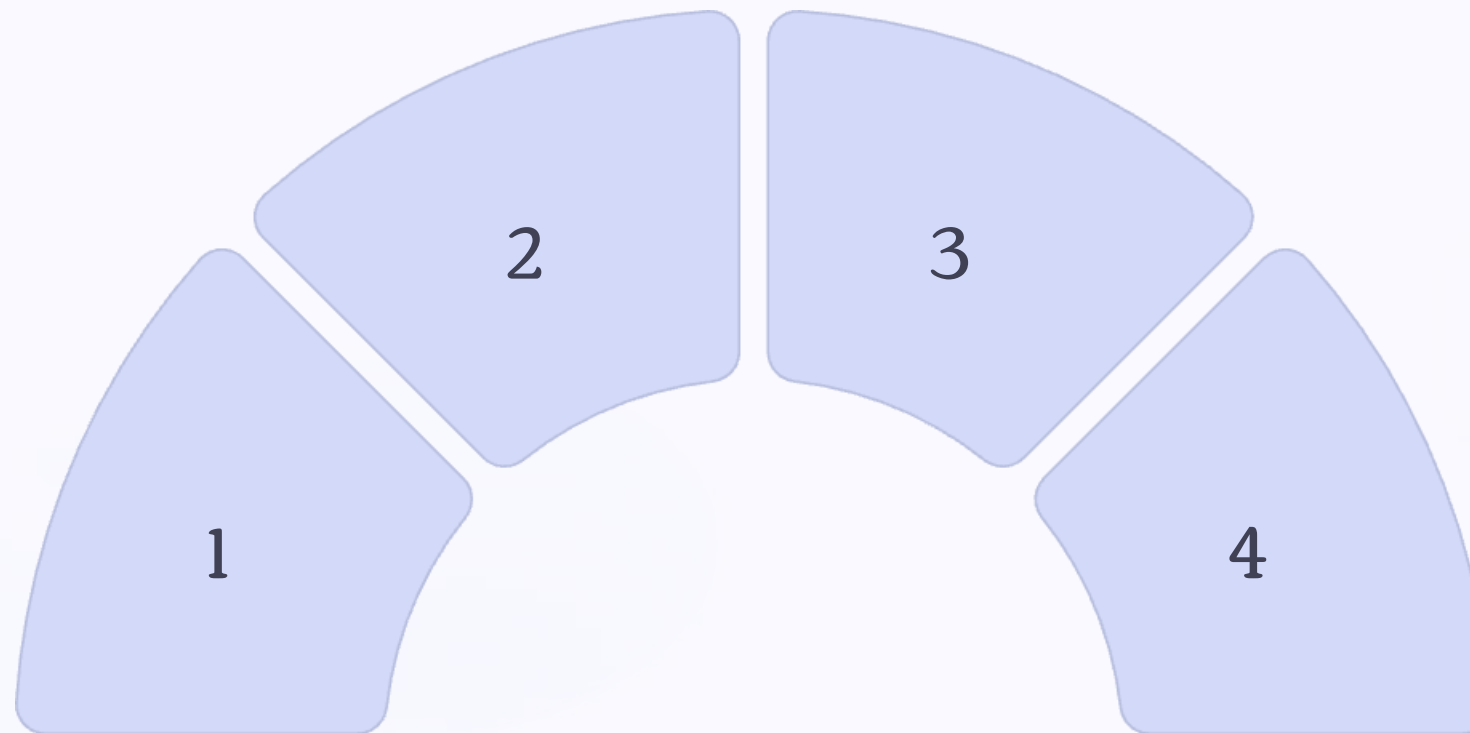
Encrypt data at rest using **AWS KMS** and in transit using **TLS**. Implement proper backup and recovery procedures to protect against data loss.

## Security Monitoring

Enable **AWS GuardDuty**, **Inspector**, and **CloudTrail** for comprehensive security monitoring and threat detection across your AWS environment.

## Compliance Framework

Ensure adherence to relevant regulations like **HIPAA**, **GDPR**, **SOC 2**, **ISO 27001** by leveraging AWS compliance programs and documentation.



# Team Collaboration in Cloud Migrations



## Infrastructure & Cloud Engineers

These specialists are responsible for setting up AWS environments, configuring networking, and ensuring the technical foundation is solid. They translate on-premises architecture to cloud-native designs.



## Application Teams

Development teams handle refactoring or rehosting applications for the cloud. They adapt code to work efficiently in AWS and take advantage of cloud-native features.



## Security & Compliance

These experts ensure cloud security policies are implemented correctly and that the migration maintains compliance with relevant regulations and standards.

# Agile & DevOps in Cloud Migrations

1

## Agile Sprints

Use iterative approaches for phased migration

2

## CI/CD Pipelines

Implement automated deployment workflows

3

## Infrastructure as Code

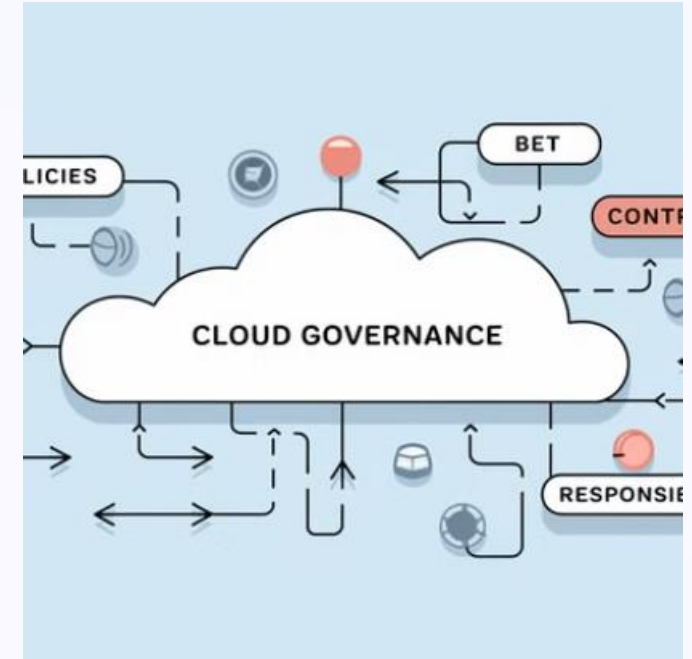
Manage AWS resources programmatically

Rather than attempting a "big bang" migration, break the work into **Agile sprints** with clear deliverables. This allows for continuous adjustment and risk management throughout the process.

Implement **CI/CD pipelines** using AWS CodePipeline or Jenkins to automate deployments and ensure consistency. Leverage **Infrastructure as Code (IaC)** with tools like Terraform or CloudFormation to maintain environment consistency and enable version control of infrastructure.



# Communication & Governance



Regular **stand-ups, sprint reviews, and retrospectives** help manage risks and dependencies effectively. Establish clear communication channels between technical teams and business stakeholders to maintain alignment throughout the migration journey.

Implement a cloud governance framework that defines policies, controls, and responsibilities for AWS resource management. This ensures consistent application of best practices and compliance requirements across all migrated workloads.

# Measuring Migration Success

99.99%

Uptime

Target availability for critical applications after migration

30%

Cost Reduction

Average infrastructure cost savings after optimization

40%

Deployment Speed

Improvement in application deployment time

50%

Resource Efficiency

Reduction in underutilized infrastructure

Define clear success metrics before migration begins to objectively measure outcomes. Technical KPIs should align with business objectives to demonstrate the value of cloud migration beyond infrastructure changes.

Conduct regular reviews of these metrics after migration to identify further optimization opportunities and ensure the migration delivers the expected business benefits.



# Leading a Cloud Migration Successfully



A successful AWS migration is **not just about technology**—it's about **strategic planning, risk management, and cross-functional collaboration**. Project managers must balance technical considerations with business objectives to deliver meaningful transformation.

By following a structured approach—defining migration strategies, creating realistic roadmaps, controlling costs, prioritizing security, and fostering collaboration—PMs can lead their organizations to cloud success and unlock the full potential of AWS.





# Final Thoughts

A successful AWS migration is not just about technology—it's about strategic planning, risk management, and cross-functional collaboration.

- Define a **migration strategy** (Rehost, Replatform, Refactor, etc.).
- Create a **realistic migration roadmap** with phased execution.
- Control **AWS costs** with budget monitoring and right-sizing.
- Prioritize **security and compliance** to avoid risks.
- Foster **Agile & DevOps collaboration** for seamless execution.