



Microsoft Dynamics 365 for End-to-End Project Lifecycle Management

Transform your project management approach with Microsoft Dynamics 365, the unified platform that connects teams, automates workflows, and provides complete visibility across every project phase.

 by Kimberly Wiethoff, MBA, PMP, PMI-ACP

[Managing Projects The Agile Way](#)

#MicrosoftDynamics365 #ProjectLifecycle #EndToEndProjectManagement #D365ProjectOperations
#ProjectPlanning #PowerBI #ResourceManagement #ERPTools #ProjectExecution #AgilePM
#ManagingProjectsTheAgileWay #ProjectManagementSoftware

The Project Management Challenge

Current Challenges

- Siloed information across departments
- Limited visibility into project health
- Manual coordination between teams
- Scattered documentation and resources

Dynamics 365 Solution

- Unified platform for all project data
- Real-time dashboards and reports
- Automated workflows and notifications
- Centralized document management



End-to-End Project Lifecycle

Initiation
Define scope and build business case

Closure
Complete deliverables and capture learnings



Planning

Create detailed roadmap and resource plan

Execution

Coordinate work and deliver value

Monitoring

Track progress and control changes



Project Initiation Phase

Business Justification

Capture strategic goals and expected ROI in Dynamics 365 Sales to align projects with business objectives.

Stakeholder Identification

Map key stakeholders directly in the system to ensure proper communication throughout the project lifecycle.

Preliminary Scoping

Draft initial scope parameters and connect them to customer needs using the Project Operations module.

Resource Estimation

Create high-level resource forecasts and cost estimates to support project approval decisions.

Planning Phase in Dynamics 365



Work Breakdown Structure

Build comprehensive WBS with tasks, subtasks, and dependencies for clear project structure.



Project Schedule

Develop timelines with interactive Gantt views to visualize critical path and milestones.



Resource Assignment

Match tasks to team members based on skills, availability, and capacity planning tools.



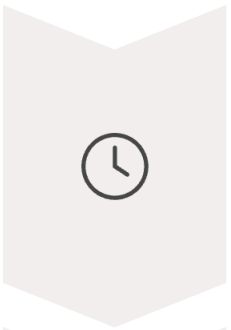
Budget Forecasting

Create detailed financial projections to set baselines for cost tracking and billing.





Execution Phase Tools




Time & Expense Tracking

Capture work hours and project expenses through mobile-friendly forms for accurate billing.



Task Management

Coordinate assignments through Microsoft Teams integration for seamless collaboration.



Workflow Automation

Implement Power Automate flows for approvals, notifications, and process standardization.



Document Management

Store and version-control project files through SharePoint integration.



Monitoring Project Health

KPI Dashboards

Monitor critical metrics through Power BI visuals integrated with real-time project data.

Financial Analysis

Compare budgeted costs against actuals to identify and address variances early.

1

2

3

4

Risk Management

Track potential issues with severity ratings and assign mitigation plans to team members.

Automated Alerts

Receive notifications for approaching deadlines, budget concerns, or scope changes.



Project Closure Process

Finalize Deliverables

Complete all project outputs and obtain formal acceptance from stakeholders.

Financial Closeout

Process final invoices, reconcile costs, and close financial records for the project.

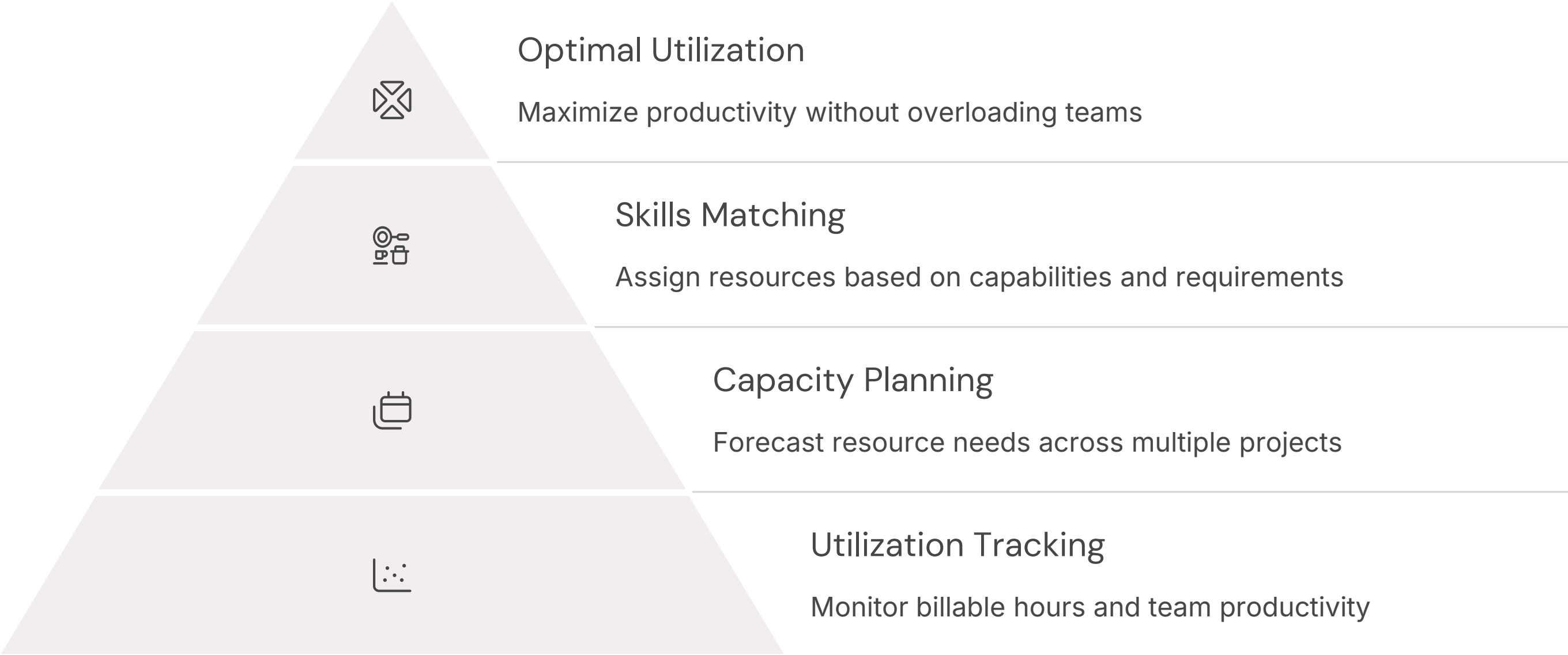
Knowledge Transfer

Document lessons learned and archive project artifacts for future reference.

Team Reassignment

Release resources and update availability for new project assignments.

Resource Management Excellence



Financial Management Capabilities

100%

Invoice Accuracy

Automated time and material billing based on actual project activities

24/7

Financial Visibility

Real-time access to budget performance metrics

15%


Cost Reduction

Average improved margin through better financial controls

60%

Faster Billing

Reduction in invoice processing time with automation



Cross-Department Integration



Sales to Delivery

Seamless handoff from opportunity to project execution



Operations to Finance

Automatic flow of time entries to billing



Delivery to Support

Knowledge transfer for ongoing customer success

Microsoft Teams Integration

Document Collaboration

Co-author files and share updates within project channels.



Task Tracking

View and update assignments directly in Teams conversations.



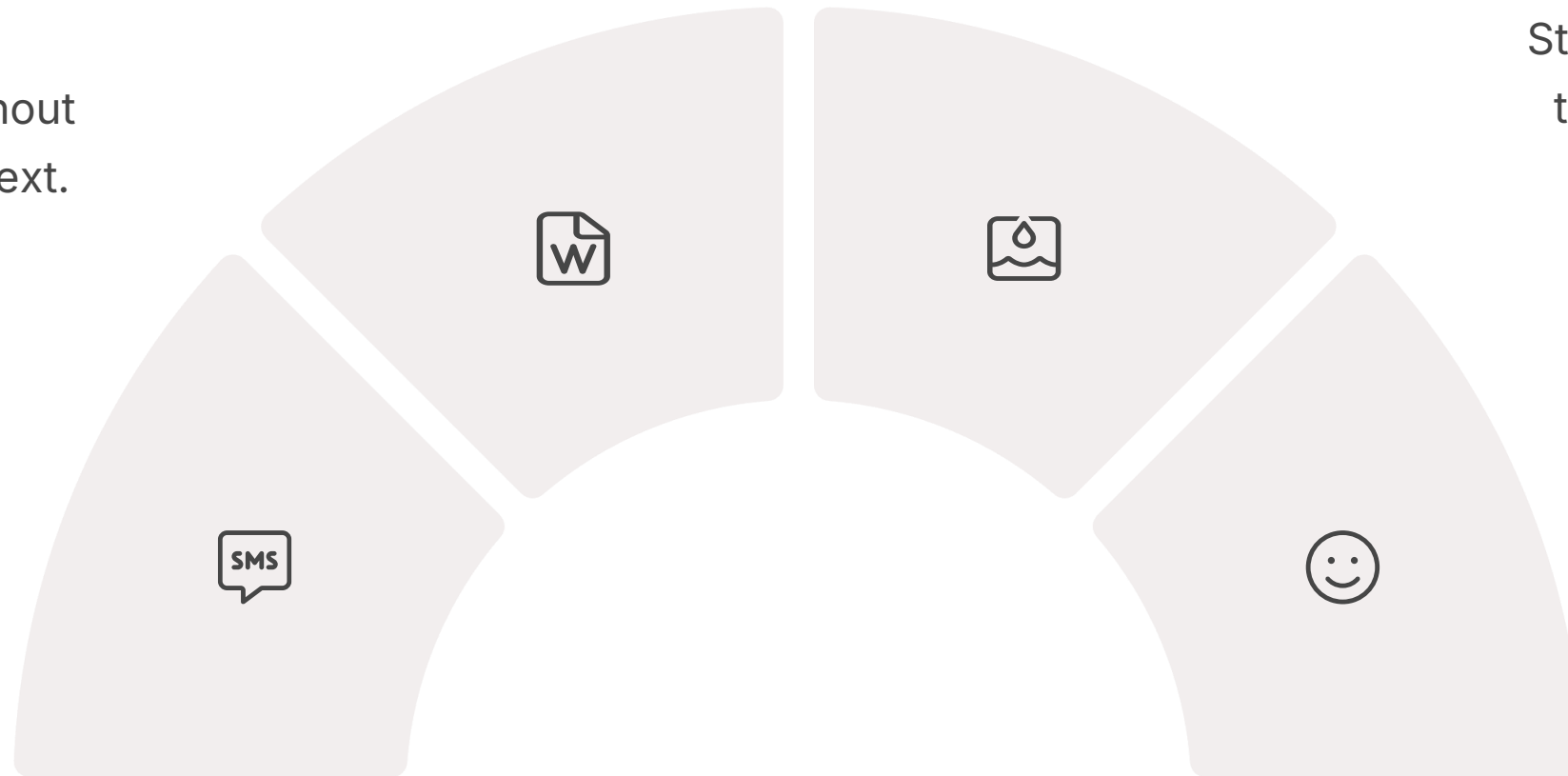
Quick Approvals

Streamline decisions within the team communication flow.

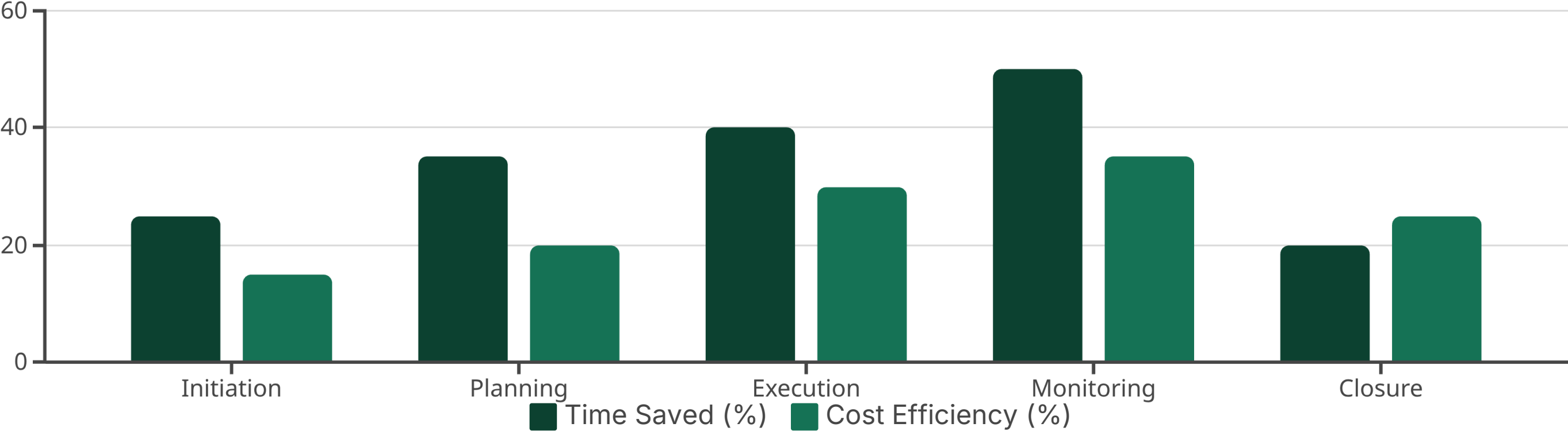



Unified Communication

Chat, call, and meet without leaving the project context.

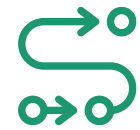


Power BI Analytics





Implementation Best Practices



Process First

Define your project lifecycle methodology before system configuration. Match the technology to your way of working.



User Adoption

Invest in proper training and change management. Success depends on team engagement and system use.



Connected Systems


Integrate with existing tools where needed. Balance consolidation with practical workflow considerations.



Continuous Improvement

Start with core functionality and expand. Add complexity as teams master the basics.

Next Steps for Success



Request a Demo

See how Dynamics 365 supports your specific project management needs with a personalized demonstration.



Build Your Roadmap

Create a phased implementation plan to transform your project management practices step by step.



Start a Pilot

Begin with a single project to demonstrate value and refine your approach before full deployment.

Final Thoughts

Microsoft Dynamics 365 is a powerful ecosystem that supports **end-to-end project lifecycle management**—from ideation and planning to delivery and closure. By leveraging its integrated modules and automation features, project managers can gain full visibility, improve accountability, and deliver projects that drive measurable business value.

Whether you're running internal IT initiatives, client-facing engagements, or global programs, Dynamics 365 equips you to lead with agility and control—all from a single platform.

